



cosmotec

your cooling solutions



Enclosure Thermal Management



Index

Our Values	6
Making cooling greener, one step at a time	7
Service	8
Selection & Monitoring Softwares	9
Products Certifications	10
Industrial air conditioners for electrical panels	12
Overview Air Conditioners Coolig Capacity	14
Condensate Evaporator	14
Overview Air Conditioners Controllers.....	15
Protherm	16
CVE03	17
CVE05	17
CVE07S	18
CVE08	18
CVE11	19
CVE15	19
CVE15S	20
CVE20	20
CVE25S	21
CVE30	21
CVE40	22
CVE60	22
Optional Protherm Indoor CVE	23
Accessorieses Protherm Indoor CVE	23
Accessorieses Optionals Protherm Indoor CVE	23
CVO05	24
CVO08	24
CVO11	25
CVO15	25
CVO20	26
CVO40	26
CVO60	27
Optional Protherm Outdoor CVO	27
Accessories Protherm Outdoor CVO	27
Compact Protherm.....	28
CNE04	29
CNE07	29
CNE10	29
CNO04	30
CNE07	30
CNE10	30
CNE/CNO R513A.....	31
Optional Compact Protherm Indoor CNE	32
Accessories Compact Protherm Indoor CNE	32
Option for Accessories Compact Protherm Indoor CNE.....	32
Optional Compact Protherm Outdoor CNO.....	32
Accessories Compact Protherm Outdoor CNO.....	32
Options for Accessories Compact Protherm Outdoor	32
SlimIn	33
CDE05	34
CDE10	34
CDE14	35
CDE20	35
CDE30	36
CDE40	36
Optional SlimIn CDE	37
Accessories SlimIn CDE.....	37
Optional for Accessories SlimIn CDE.....	37
FlexIn	38
CDI20.....	39
CDI26.....	39
CDI40.....	40
Optional Flex In CDI.....	40
Accessories Flex In CDI	40
Optional Per Accessories Flex In CDI	40
TOP	41

ETE03	42
ETE06	42
ETE09	43
ETE14	43
ETE20	44
ETE28	44
ETE41	45
ETE60	45
Optional Top ETE.....	46
Accessories Top ETE.....	46
Module.....	47
EVE60-80-A0	47
Smart	48
EVE03H	48
Optional Smart EVE03H.....	48
Rack.....	49
ERE10	49
Predator.....	50
PRT10H/F.....	51
PRT14H/F.....	51
PRT20H/F.....	51
PRT200.....	52
Optional Predator PRT.....	52
Accessories Predator PRT	52
Industrial Heat Exchangers	53
EXW	54
EXW06	55
EXW15	55
EXW25	56
EXW50	56
EXWA0	57
EXWA5	57
EXWB0	58
Optional EXW	58
XVA.....	59
XVA16	60
XVA35	60
XVA50	61
XVA80	61
XVA90	62
Optional XVA.....	62
Industrial Ventilation for electrical panels	63
Kryos³	64
GSV10.....	65
GSV15.....	65
GSV20.....	66
GSV25.....	66
GSV30.....	67
Spare Air Filter	67
Hose-proof hood IP56 Protection Degree.....	67
Additional Air Filter Protection Degree IP55.....	67
KryosROOF	68
TSF/TSV19	69
TSV22	69
TSF/TSV25	70
TSV35	70
Optional KryosROOF TSV	70
Heaters	71
Thermostats.....	71



your cooling solutions

The history of **cosmotec** began in 1989, in Peschiera del Garda, from the dream of people who strongly believed in their experience in industrial air conditioning and in sharing it with their customers.

The speed of product renewal grew dramatically, and to keep up with the needs of the markets, **cosmotec** decided to invest in employee training, production quality and efficiency, product engineering, and, in addition, expanded its production area, with new lines and a state-of-the art Climatic Chamber.

Shortly after the production of the first units and the beginning of export worldwide, the need to expand the product range to meet all the Thermal Management needs opened up; this led to the birth of the industrial refrigeration line, a major challenge that saw **cosmotec** competing on an equal footing with important players in the industry, asserting what is its most distinctive trait: working closely with customers, providing products and solutions that can solve their needs.

The company's efforts are currently aimed at maintaining the efficiency and flexibility of its product ranges at the highest levels: the "Innovation Center" was created with this goal, in order to allow the development and testing of new technologies that meet the needs of sustainability and efficiency required by today's market.

The approach chosen to meet market demands is lean and effective, a typical example of Italian flexibility, coupled with the solidity represented by the German STULZ group, which **cosmotec** joined in 2001. With STULZ, the product lines expanded to include telecommunications and new ranges of chillers with increasingly higher capacities.



*All the achievements **cosmotec** has made so far and those to come have been possible thanks to the commitment, ideas and work of the people who make it up and who help make it grow every day*



Foundation Year
1989



Employees
300



Worldwide partners
130



Units per year
10.000

Paolo Perotti – CEO and **cosmotec** founder

Our Values

The key to **cosmotec's** success lies in its continuous **innovation**, ability and **flexibility** in handling each project, from its conception developed in cooperation with the customer, through to installation, maintenance and service, each time studying specific solutions to the needs of each individual plant and application.

Enthusiasm, the drive to strive for excellence and for new solutions in step with customer demands, attention to **workers' health and safety** and to the **environment**, transparency and acting responsibly: these are the values by which **cosmotec** is inspired by and by which it is guided every day.

Through offering highly specialized services and products in high-tech fields, we contribute to the growth of the company team and our clients.



Sustainability and Environmental Responsibility

We strive to reduce the company's environmental footprint and handle product design, development and production in a way that minimises environmental impact throughout its life cycle.



People and Work Ethics

We are committed to empowering people, identifying and developing talents and creating an environment based on trust, respect and personal well-being. We base all our internal and external relationships on transparency and fairness. We work daily to ensure that all employees work under the safest conditions.



Reliability

We conceive, design, develop and propose our solutions and services in such a way as to ensure continuity of service over time.



Innovation

We are committed to introducing new ways of designing, producing and selling goods or services, pursuing the continuous improvement of our offer.



Focus on Customer and Quality

We offer scalable solutions and share our expertise by gathering, intercepting and anticipating customers' implicit or expressed needs and market trends.

The Value of People

The company's most valuable resource is undoubtedly its people. They are the strength for the continuous development of activities and the achievement of success.

A highly specialised team, capable of proposing and implementing solutions with the highest technological level for the industrial sector, and able to fulfil the specific requirements of each individual customer, following them through every stage of the project and beyond.



Making cooling greener, one step at a time



cosmotec strongly believes in the duty to contribute to decreasing and improve the environmental impacts associated with its activities and products.



In the Company

One of **cosmotec's** main goals is the continuous improvement of environmental performance, to be achieved both through a reduction in wastage of resources (such as raw materials and energy) and through greater control of environmental costs, related to the treatment (disposal/recovery) of waste. With that in mind, the company has achieved the following certifications:



ISO 14001 (Environmental Management System): ensuring a business model based on sustainability and reducing the environmental impact of products and the entire production process in order to provide customers with a service that meets current environmental standards. All activities that may affect the environment are assessed and controlled in accordance with current regulations.



ISO 50001 (Energy Management System): It aims to improve the company's energy performance, such as reducing energy consumption and related costs; reducing CO2 emissions.

Furthermore, the focus on environmental issues led to the decision to adopt a policy of reducing the use of paper documentation.

Paperless Documentation

our units are accompanied by the instructions for safe use and CE declaration, while the rest of the documentation will be available on Adam, our free App, downloadable on our website.

In the Products

To fight climate change and reduce greenhouse gas emissions, specific regulations have been introduced, including Regulation No. 517/2014, which imposes the phase-down of HFCs.

cosmotec has decided to use low GWP (Global Warming Potential) gases, which significantly reduce the carbon footprint and environmental impact of our products.

Improved performance and reduced power consumption for high energy efficiency.

EER (Energy Efficiency Ratio): our air conditioners boast the best values in the business

SEPR (Seasonal Energy Performance Ratio): chillers in the **cosmotec** line comply with the Ecodesign regulation and achieve high SEPR values

Service

The knowledge we have acquired developing industrial air conditioning and refrigeration systems, allows us to offer our customers a complete service, from the design of the systems to the supply of the machines, from the Start Up phase to the ordinary and extraordinary maintenance.

The level of complexity and precision required in today's production processes require a high level of control and reliability. The management of temperatures and heat disposal is one of the critical issues to be addressed, considering the uniqueness of each process and application.

Our technical assistance is also able to guarantee a remote assistance service: **cosmotec**, always attentive to the needs of its customers, has developed and launched on the market a range of technologically advanced controllers that guarantee connectivity wherever you are. And thanks to connectivity, our support team can be at your side in real time, wherever you are, and give you advice and suggestions on how to improve performance, solve any problems and check the operation of your units.

Please visit our dedicated website, www.cosmotecservice.com, to discover our offer and find the contacts of our international service network!



Advice and Planning

Support from the planning phase through to installation and start-up of the system



Positioning and Installation

We guarantee the correct operation of equipment and related systems



Startup

We guarantee perfect commissioning and start-up of the entire system, with customised solutions



Maintenance contracts

A preventive and routine maintenance plan, ensuring constant plant efficiency



Availability

With guaranteed response times



Training

Programme of high-quality training courses with technical content



Remote Assistance

At your side in real time, with the help of augmented reality devices



Spare Parts

Supply of spare parts and repair service both in-house and on site



Selection & Monitoring Softwares

The correct cooling of industrial plants is vital for the operation of companies, as is the ability to monitor, even remotely, that all processes are running smoothly.

In order to be at your side at all times, from planning (Web Select) to monitoring (Adam), we have developed two software packages, which we make available to you free of charge.



Who's Adam?

This is the new app that records your **cosmotec** units and imports them onto your mobile devices. Thanks to Adam you will have access to our entire sales and technical documentation.

It's also possible to organise, monitor and report faults for for all **cosmotec** units equipped with a SEC.blue electronic controller or integrated Ethernet port.

Why using Adam?

So you always have all the information at your fingertips, reducing the time needed for commissioning, maintenance, analysis and troubleshooting.

Downloading Adam

- via smartphone or tablet iOS e Android (Google Play Services requires for geolocalization & OCR): download at <https://app.stulz.it>
- With a PC running Windows (in the versions currently supported by Microsoft on x86-64 architecture) download at <https://app.stulz.it/Adam.msi>



Helping you choose

Designing your own air conditioning system for industrial applications can be particularly complex, due to the many variables that need to be considered in the choice. To enable you to start planning independently, we have developed Web Select, a web-based software that will guide you in making the best choice for your application's air conditioning.

Web Select includes the following **cosmotec** ranges:

- Air Conditioners
- Heat Exchangers
- Wall and roof fileter fans

How to use Web Select

To use our software, you do not need to install any software, just go to www.cosmotec.it/software/cosmotec-web-select/ and follow the instructions. Available for Explorer 10, Chrome, Firefox
Credentials are required for access, which you can obtain free of charge by writing to setup.cva@stulz.it

Products Certifications

In a globalised and competitive market it is essential to provide the correct certification required in each country to which the product is exported.

Having the CE mark is not sufficient for export in USA, Canada and the Eurasian countries. To this end, **cosmotec** products have **specific certifications** which guarantee **high safety and quality standards**, adding brand value and **reducing type-approval and installation costs** along with the time required to enter the market.

CE Certification
certifies that the product meets EU safety requirements

Certification UKCA
a conformity mark that indicates conformity with the applicable requirements for products sold **within Great Britain**

UL Listed Certification
certifies that the product complies with UL requirements and is related to the finished product and complete components, saving time and money on subsequent approvals of the electrical panel

UL Recognized Certification
certifies that the product complies with the requirements of UL, but is related to components that form the basic elements of larger products or systems

UL Listed FTTA Certification
Certification allows products to be installed without any further assessment regarding the Type protection approval process

CSA Certification
The Canadian Standard Association is the Canadian counterpart of the US body UL. It acts as a certification body for the compliance of safety components with Canadian standards

EAC Certification
Attestation certifying the conformity of a product to the requirements established by one or more Technical Regulations of the Customs Union, consisting of Russia, Belarus and Kazakhstan

	Declaration of Conformity EU + UKCA	Certificate of Compliance UL	Certificate of Compliance UL	Certificate of Compliance UL FTTA	Certificate of Compliance CSA	Certificate EAC
	CE UKCA	UL US LISTED	UL US	UL US LISTED FTTA/FTTA7	CSA	EAC
Protherm III CVE/ CVO	✓	✓				✓
Compact Protherm CNE/CNO	✓	✓				✓
SlimIn III CDE	✓	✓				✓
FlexIn CDI	✓	✓				✓
Top II ETE	✓		✓			✓
Smart EVE	✓					✓
Module EVE	✓					✓
Rack ERE	✓					✓
Predator PRT	✓					✓
EXW	✓	✓				
XVA	✓	✓				
Kryos3 GS	✓		✓	✓	✓	✓
KryosROOF TS	✓		✓	✓		✓



Industrial air conditioners for electrical panels

Why cool an electrical panel?

The cooling of electrical panels or cabinets is essential in any application to ensure the proper functioning of internal components and production processes, **preventing and avoiding production and/or distribution downtime.**

cosmotec products offer protection against:

- the formation of high temperature and high humidity and consequently overheating and condensation
- the infiltration of dust and/or sand, corrosive agents, etc.

to prevent component wear, derating and failure, thus ensuring reliability, safety and efficiency.

When cool an electrical panel?

Air conditioners for electrical cabinets exploit the principle of a refrigerated circuit using R134a (HFC) refrigerant gas, guarantee precise temperature control and offer simple installation on the electrical panel. Air conditioners are mainly recommended if:

- the outside air has a higher temperature value than the inside air
- the ambient air is extremely oily or dusty
- outside air and humidity must not enter the electrical cabinet
- no hydraulic circuit is to be provided



Main factors influencing the choice of air conditioning type

The choice of air conditioning solution is mainly determined by the following factors:

- **application:** Indoor, cabinet positioned inside a building, or Outdoor, cabinet positioned in an outdoor environment
- **air quality:** presence of humidity, dust, oils
- **reference temperatures:** internal (Ti) and external (Te) and the ratio between them (Ti>Te, Ti<Te)
- **presence of chilled water**



Protherm
Wall mounted air conditioner
Application: Indoor (CVE) Outdoor (CVO)
External /semi-flush (CVE07-15-500S) mounting

pag. 16



Compact Protherm
Wall mounted air conditioner
Application: Indoor (CNE) Outdoor (CNO)
External mounting on cabinets with reduced depth

pag. 28



SlimIn
Wall mounted air conditioner
Application: Indoor
Flush, semi-flush, external mounting
For the conditioning of electrical panels where space is at a premium

pag. 33



FlexIn
Inverter air conditioner
Application: Indoor
Flush, semi-flush, external mounting
Higher efficiency and high savings

pag. 38



TOP
Roof air conditioner
Application: Indoor
Roof mounting

pag. 41



Module
Wall mounted air conditioner
Application: Indoor
External mounting
For the cooling of modular enclosures with high thermal loads

pag. 47




Smart
Wall mounted air conditioner
Application: Indoor
External mounting
Air conditioners for horizontal wall mounting

pag. 48



Rack
Rack air conditioner
Application: Indoor
Suitable for cooling 19" racks (7 unit footprint)

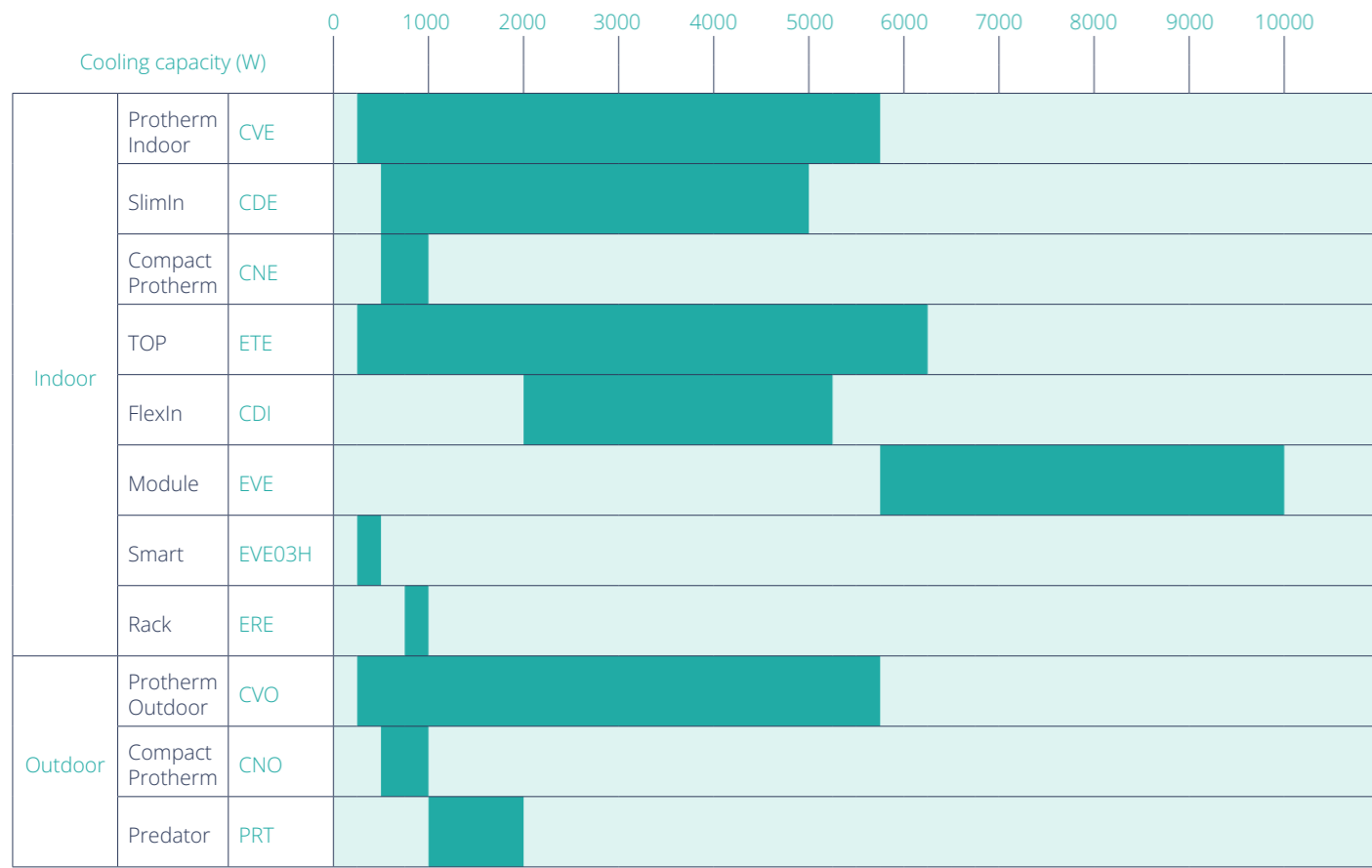
pag. 49



Predator
Wall mounted air conditioner
Application: Outdoor
Flush, semi-flush, external mounting
Integrated free-cooling for high energy savings

pag. 50

Overview Air Conditioners Coolig Capacity



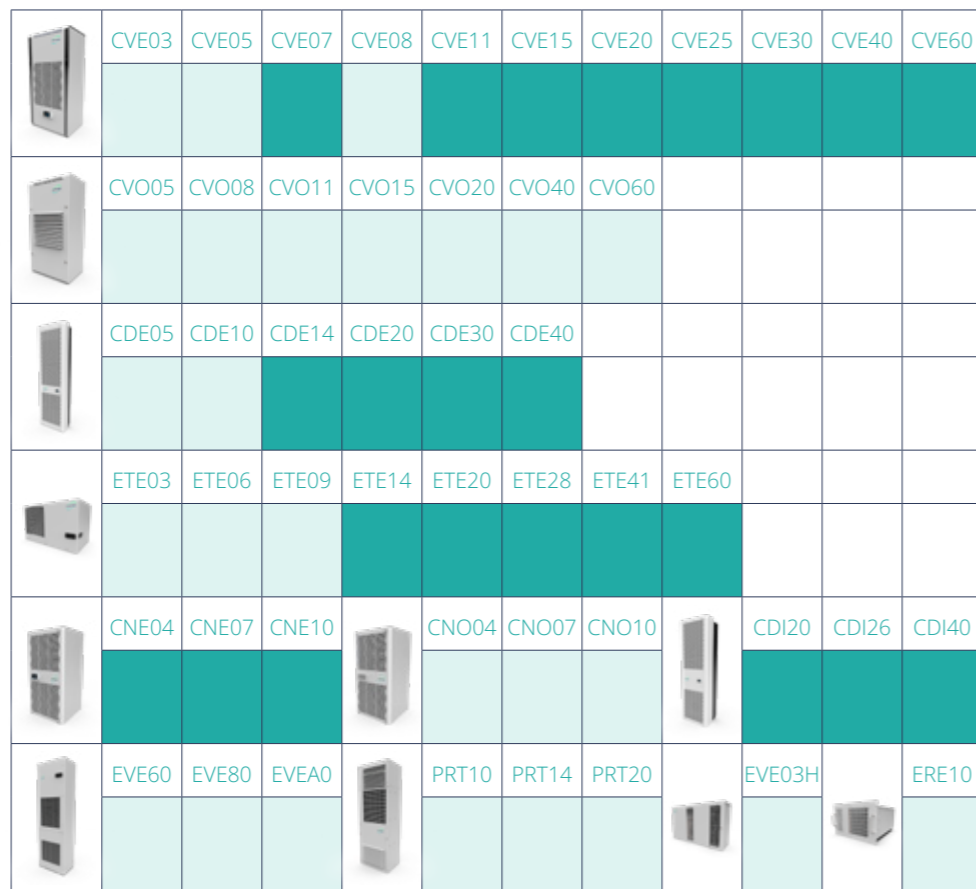
Overview Air Conditioners Controllers



- Legenda:
- Mechanical Thermostat
 - Electronic Thermostat
 - Electronic Board XCB + Display
 - Electronic Board C100/C110 + Display
 - Inverter Electronic Board + Display

Condensate Evaporator

Device without any power consumption for the elimination or reduction of condensation produced by the air conditioner. Operating principle: Condensate falls inside a container into which the compressor's hot tube is passed, evaporating the liquid. The vapour formed is transferred to the outside environment through the air flow of the condenser fan.



- Legend: Present (dark teal), Not available (light teal)

Mechanical Thermostat

gas-charged. It has a bulb positioned at the entry point of the air intake from the cabinet and detects and controls the temperature, giving consent to the devices connected to it.

Electric Thermostat

microprocessor electronic controller for the management of the cooling function. Displays the operating statuses and any alarms and gives the possibility of modifying the user parameters. Presence of an alarm contact and remote control/open door

Electronic board XCB

installed in the internal compartment, offers adequate protection against external agents (dust, oils) in the environment. Mode of operation: direct expansion cooling and heating, for units equipped with electrical resistance

- Display of operating statuses and alarms and possibility of changing user parameters
- Presence of a changeover alarm contact (NO and NC) and a remote control/open door
- Test mode function for quick and easy component start-up and verification
- SEM and SEM2 functions for reducing power consumption by managing the evaporator fan
- Management of the condenser fan if the application requires low noise values
- Possibility of system redundancy via sequencing function and communication between two conditioners
- Elimination of hot spots with the possibility of installing a remote probe
- Remote communication via built-in RS485 serial port and Modbus RTU protocol

Electronic board C100/C110

installed in the internal compartment, offers adequate protection against external agents (dust, oil) in the environment

- Modes of operation: direct expansion cooling, Free Cooling, via modulation of the damper integrated in the air conditioner, emergency ventilation when the main power supply is not operating (if present), heating, for units equipped with an electric heater.
- Display of operating statuses and alarms and possibility of changing user parameters
- Signals: two alarm contacts, classified as warning and general, and two digital inputs to send remote or smoke-fire signals via external devices.
- Regulation: variable compressor speed 48Vdc (PRT20), condenser fan speed in relation to outside temperature in relation to the external operating temperature

Inverter Electronic Board

installed in the interior compartment, it offers adequate protection against external agents (dust, oils) in the environment

- Mode of operation: direct expansion cooling with continuous variation of the cooling capacity according to the actual heat load and optimising operation under all operating conditions.
- Display of operating statuses and alarms and possibility of changing user parameters
- Presence of a switch alarm contact (NO and NC) and a remote control/open door
- Test mode function for quick and easy component start-up and verification
- Intake or outlet internal temperature reading
- Elimination of hot spots with the possibility of installing a remote probe
- Temperature control with 0.2°C accuracy under stable load conditions
- Possibility of system redundancy via sequencing function and communication between three conditioners
- Remote communication via built-in Ethernet port and HTTP, SNMP, and TCP-IP protocols

Protherm

Indoor & Outdoor

Target: Savings and Efficiency

The increasing need to reduce consumption has forced the development of industrial air conditioning systems strongly oriented to **maximum efficiency**, while maintaining **robustness**, **reliability** and **compactness**, all characteristics that can be found in Protherm air conditioners.

Protherm offer a wide range of air conditioners to meet different customer requirements, both for cooling of electrical panels for **industrial applications** (CVE) and for the air conditioning of shelters/cabinets for **telecommunications, power distribution, etc** (CVO).

The CVE air conditioners, **for indoor applications**, are characterised by a display installed on the panel for the visualisation of information (except CVE03) and by the condensate dissipator (from CVE11 and CVE07).

The CVO air conditioners, suitable for outdoor applications, are able to operate at **low external temperatures**, even below -20°C; moreover the display is supplied as an accessory, in order to avoid vandalism or modifications, and can be integrated with an electric resistance for the heating function, when necessary (from CVO11).

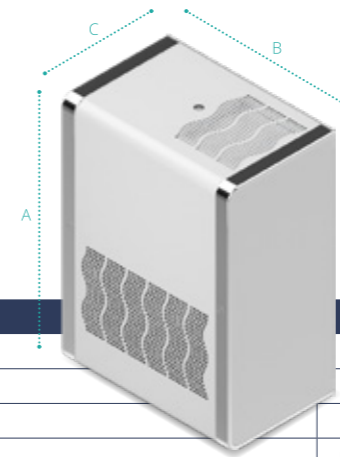
Energy efficiency at the core

SEM (Smart Energy Management) and SEM2 logics provide **energy savings of up to 23%**, combined with an increase in the cooling power of the air conditioner. Thanks to the micro-channel coil of the Protherm air conditioners, which is thinner than traditional coils, there is a **significant reduction in pressure drops** and a greater air flow rate on the condenser, with a consequent reduction in power consumption. Furthermore, thanks to the management of the evaporator fan by the XCB electronic control, it is possible to achieve a **significant reduction in power consumption**.

Main Features


- Cooling Capacity : 360-5600 W CVE / 500-4000W CVO
- CVE (07/15/25)00S semi-flush mounting option
- Electronic Board XCB + display (except CVE03 - display as accessory on CVO)
- Certifications: CE, UL Listed, EAC
- Sequencing and Modbus (with specific Accessories)
- Condensate dissipator available starting from CVE11 and on CVE0700S
- Quick connections (CE version, except CVE03)
- µchannel condenser (from CVE/CVO11 + CVE0700S)
- General alarm and remote control contacts (except CVE03)
- NEMA 4/4x protection degree for CVO UL units
- Operation down to -40°C ambient temperature for CVO UL Listed units
- Protective treatment on the condenser, standard for CVO UL Listed units

CVE03



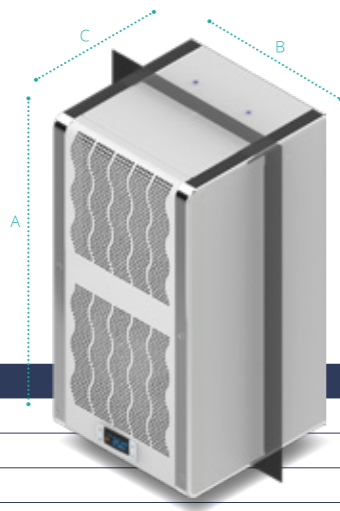
CODE	M.U.	CVE03002200000	CVE03U12200000	CVE03U12030000
UL Listed		--	✓	✓
Rated Voltage	V, ~	230, 1	230, 1	115, 1
Nominal Frequency	Hz	50 60	50 60	60
Cooling Capacity	L35L35 W	360 380	-- 380	380
Cooling Capacity	L35L50 W	220 240	-- 240	240
Power Consumption	L35L50 W	190 220	-- 220	220
Current Compsumtion	CE, L35L35 A	1,3 1,4	1,3 1,4	--
	UL,45L55 A	--	-- 1,7	2,9
Start.-up Current	CE A	9,8	9,8	--
Internal operating temperatures	min/max °C	+25 / +45	+25 / +45	+25 / +45
External operating temperatures	min/max °C	+20 / +55	+20 / +55	+20 / +55
Internal Circuit Protection Degree	CE IP	54	54	--
	UL Type	--	-- 12	12
External Sound Pressure	dB(A)	52	52	52
Height (A)	mm	443	443	443
Width (B)	mm	324,5	324,5	324,5
Depth (C)	mm	206	206	206
Weight	kg	17	17	17

CVE05




CODE	M.U.	CVE05002208000	CVE05002288000	CVE05U12208000	CVE05U12038000
UL Listed		--	--	✓	✓
Rated Voltage	V, ~	230, 1	400, 2 460, 2	230, 1	115, 1
Nominal Frequency	Hz	50 60	50 60	50 60	60
Cooling Capacity	L35L35 W	550 580	500 550	-- 580	580
Cooling Capacity	L35L50 W	410 430	380 400	-- 430	430
Power Consumption	L35L50 W	320 390	320 390	-- 390	390
Current Compsumtion	CE, L35L35 A	1,4 1,6	0,8 0,9	1,4 1,5	--
	UL, L45L55 A	--	--	-- 21	4,7
Start.-up Current	CE A	7,5	15	7,5	--
Internal operating temperatures	min/max °C	+25 / +45	+25 / +45	+25 / +45	+25 / +45
External operating temperatures	min/max °C	+20 / +55	+20 / +55	+20 / +55	+20 / +55
Internal Circuit Protection Degree	CE IP	54	54	54	--
	UL Type	--	--	-- 12	12
External Sound Pressure	dB(A)	60	60	60	60
Height (A)	mm	642	642	642	642
Width (B)	mm	314,5	314,5	314,5	314,5
Depth (C)	mm	221	221	221	221
Weight	kg	17	17	23	23





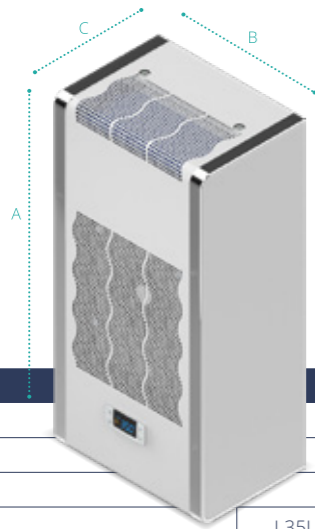
CVE07S

CODE	M.U.	CVE0700S208000	
UL Listed		--	
Rated Voltage	V, ~	230, 1	
Nominal Frequency	Hz	50	60
Cooling Capacity	L35L35 W	800	850
Cooling Capacity	L35L50 W	540	580
Power Consumption	L35L50 W	450	490
Current Compsuntion	CE, L35L35 A	1,9	2
	UL, L45L55 A	--	
Start-up Current	CE A	9,6	
Internal operating temperatures	min/max °C	+25 / +45	
External operating temperatures	min/max °C	+20 / +55	
Internal Circuit Protection Degree	CE IP	54	
	UL Type	--	
External Sound Pressure	dB(A)	58	
Height (A)	mm	550	
Width (B)	mm	279	
Depth (C)	mm	286	
Weight	kg	20	




CVE11

CODE	M.U.	CVE11002208000		CVE11002288000		CVE11U12208000		CVE11U12038000	
UL Listed		--		--		✓		✓	
Rated Voltage	V, ~	230, 1		400, 2 460, 2		230, 1		115, 1	
Nominal Frequency	Hz	50	60	50	60	50	60	60	
Cooling Capacity	L35L35 W	1100	1150	1050	1100	--	1150	1150	
Cooling Capacity	L35L50 W	840	890	790	840	--	890	890	
Power Consumption	L35L50 W	590	750	510	650	--	750	650	
Current Compsuntion	CE, L35L35 A	2,8	3,3	1,3	1,4	2,8	3,3	--	
	UL, L45L55 A	--		--		--	3,6	7,5	
Start-up Current	CE A	20		40		20		--	
Internal operating temperatures	min/max °C	+25 / +45		+25 / +45		+25 / +45		+25 / +45	
External operating temperatures	min/max °C	+20 / +55		+20 / +55		+20 / +55		+20 / +55	
Internal Circuit Protection Degree	CE IP	54		54		54		--	
	UL Type	--		--		--	12	12	
External Sound Pressure	dB(A)	65		65		65		65	
Height (A)	mm	913		913		913		913	
Width (B)	mm	413		413		413		413	
Depth (C)	mm	248		248		248		248	
Weight	kg	44		50		44		44	



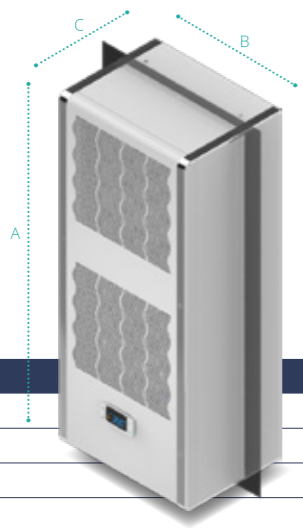
CVE08

CODE	M.U.	CVE08002208000		CVE08002288000		CVE08U12208000		CVE08U12038000	
UL Listed		--		--		✓		✓	
Rated Voltage	V, ~	230, 1		400, 2 460, 2		230, 1		115, 1	
Nominal Frequency	Hz	50	60	50	60	50	60	60	
Cooling Capacity	L35L35 W	850	900	800	850	--	900	900	
Cooling Capacity	L35L50 W	620	700	600	650	--	700	700	
Power Consumption	L35L50 W	420	600	420	600	--	600	600	
Current Compsuntion	CE, L35L35 A	2,6	2,7	1	1,4	2,6	2,7	--	
	UL, L45L55 A	--		--		--	3,9	7,2	
Start-up Current	CE A	20		20		20		--	
Internal operating temperatures	min/max °C	+25 / +45		+25 / +45		+25 / +45		+25 / +45	
External operating temperatures	min/max °C	+20 / +55		+20 / +55		+20 / +55		+20 / +55	
Internal Circuit Protection Degree	CE IP	54		54		54		--	
	UL Type	--		--		--	12	12	
External Sound Pressure	dB(A)	64		64		64		64	
Height (A)	mm	642		642		642		642	
Width (B)	mm	314,5		314,5		314,5		314,5	
Depth (C)	mm	221		221		221		221	
Weight	kg	27		30		27		27	




CVE15

CODE	M.U.	CVE15002208000		CVE15002288000		CVE15U12208000		CVE15U12038000		CVE15U12628000	
UL Listed		--		--		✓		✓		✓	
Rated Voltage	V, ~	230, 1		400, 2 460, 2		230, 1		115, 1		400, 3 460, 3	
Nominal Frequency	Hz	50	60	50	60	50	60	60	60	50	60
Cooling Capacity	L35L35 W	1500	1600	1400	1500	--	1600	1600	--	1500	
Cooling Capacity	L35L50 W	1200	1280	1150	1200	--	1280	1280	--	1200	
Power Consumption	L35L50 W	750	825	750	825	--	825	825	--	830	
Current Compsuntion	CE, L35L35 A	3,9	4,3	2,5	2,6	3,9	4,3	--	--	1,4	
	UL, L45L55 A	--		--		--	4,5	9,4 L40L50	--	1,97	
Start-up Current	CE A	28		110		28		--		31	
Internal operating temperatures	min/max °C	+25 / +45		+25 / +45		+25 / +45		+25 / +40		+25 / +45	
External operating temperatures	min/max °C	+20 / +55		+20 / +55		+20 / +55		+20 / +50		+20 / +55	
Internal Circuit Protection Degree	CE IP	54		54		54		--		54	
	UL Type	--		--		--	12	12	--	12	
External Sound Pressure	dB(A)	65		65		65		65		65	
Height (A)	mm	913		913		913		913		1005	
Width (B)	mm	413		413		413		413		413	
Depth (C)	mm	248		248		248		248		263	
Weight	kg	46		53		46		46		48	



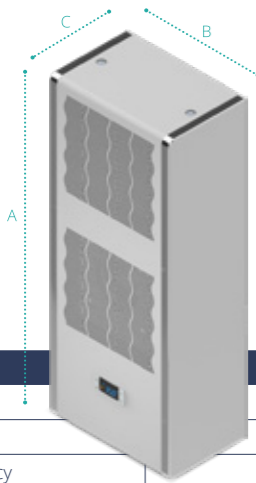
CVE15S

CODE	M.U.	CVE1500S208000	CVE1500S618000	
UL Listed		--	--	--
Rated Voltage	V, ~	230, 1	400, 3	460, 3
Nominal Frequency	Hz	50 60	50 60	50 60
Cooling Capacity	L35L35 W	1400 1500	1400 1500	1500
Cooling Capacity	L35L50 W	1100 1200	1150 1200	1200
Power Consumption	L35L50 W	700 890	700 830	
Current Compsuntion	CE, L35L35 A	4 4,6	1,5 1,4	
	UL, L45L55 A	--	--	
Start-up Current	CE A	28	31	
Internal operating temperatures	min/max °C	+25 / +45	+25 / +45	
External operating temperatures	min/max °C	+20 / +55	+20 / +55	
Internal Circuit Protection Degree	CE IP	54	54	
	UL Type	--	--	
External Sound Pressure	dB(A)	65	65	
Height (A)	mm	950	950	
Width (B)	mm	400	400	
Depth (C)	mm	304	304	
Weight	kg	47	47	



CVE25S

CODE	M.U.	CVE2500S208000	CVE2500S618000	
UL Listed		--	--	--
Rated Voltage	V, ~	230, 1	400, 3	460, 3
Nominal Frequency	Hz	50 60	50 60	50 60
Cooling Capacity	L35L35 W	2550 2750	2400 2600	
Cooling Capacity	L35L50 W	2000 2200	1900 2100	
Power Consumption	L35L50 W	1050 1300	1050 1290	
Current Compsuntion	CE, L35L35 A	3,9 5	1,8 2,1	
	UL, L45L55 A	--	--	
Start-up Current	CE A	36	31	
Internal operating temperatures	min/max °C	+25 / +45	+25 / +45	
External operating temperatures	min/max °C	+20 / +55	+20 / +55	
Internal Circuit Protection Degree	CE IP	54	54	
	UL Type	--	--	
External Sound Pressure	dB(A)	69	69	
Height (A)	mm	1580	1580	
Width (B)	mm	400	400	
Depth (C)	mm	305	305	
Weight	kg	65	68	



CVE20

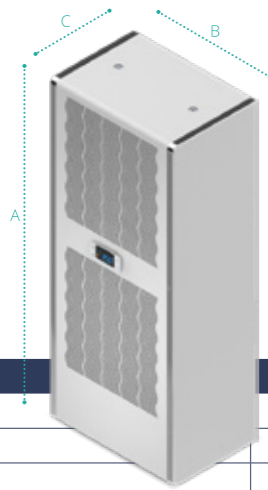
CODE	M.U.	CVE20002208000	CVE20002618000		CVE20U12208000	CVE20U12038000	CVE20U12628000	
UL Listed		--	--	--	✓	✓	✓	✓
Rated Voltage	V, ~	230, 1	400, 3	460, 3	230, 1	115, 1	400, 3	460, 3
Nominal Frequency	Hz	50 60	50 60	50 60	50 60	60	50 60	60
Cooling Capacity	L35L35 W	2100 2200	2000 2100	-- 2200	2200	--	2100	2100
Cooling Capacity	L35L50 W	1750 1850	1700 1800	-- 1850	1850	--	1800	1800
Power Consumption	L35L50 W	1120 1240	900 1100	-- 1240	1240	--	1100	1100
Current Compsuntion	CE, L35L35 A	4,8 5,5	1,7 1,8	4,8 5,5	--	1,7 1,8	1,8	1,8
	UL, L45L55 A	--	--	-- 6,3	13,64	--	2,88	2,88
Start-up Current	CE A	34	40	34	--	40	40	40
Internal operating temperatures	min/max °C	+25 / +45	+25 / +45	+25 / +45	+25 / +45	+25 / +45	+25 / +45	+25 / +45
External operating temperatures	min/max °C	+20 / +55	+20 / +55	+20 / +55	+20 / +55	+20 / +55	+20 / +55	+20 / +55
Internal Circuit Protection Degree	CE IP	54	54	54	--	54	54	54
	UL Type	--	--	-- 12	12	--	12	12
External Sound Pressure	dB(A)	67	67	67	66	67	67	67
Height (A)	mm	1005	1005	1005	1005	1005	1005	1005
Width (B)	mm	413	413	413	413	413	413	413
Depth (C)	mm	263	263	263	263	263	263	263
Weight	kg	48	48	48	48	48	48	48



CVE30

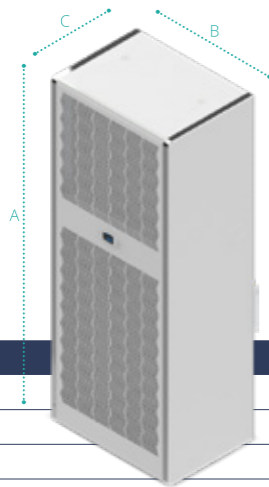
CODE	M.U.	CVE30002208000	CVE30002618000		CVE30U12208000	CVE30U12628000	
UL Listed		--	--	--	✓	✓	✓
Rated Voltage	V, ~	230, 1	400, 3	460, 3	230, 1	400, 3	460, 3
Nominal Frequency	Hz	50 60	50 60	50 60	50 60	50 60	50 60
Cooling Capacity	L35L35 W	3000 3150	2850 3000	-- 3150	3150	--	3000
Cooling Capacity	L35L50 W	2400 2600	2300 2500	-- 2600	2600	--	2500
Power Consumption	L35L50 W	1100 1370	1330 1590	-- 1370	1370	--	1590
Current Compsuntion	CE, L35L35 A	5 6,2	2,7 2,6	5 6,2	2,7 2,6	5 6,2	2,7 2,6
	UL, L45L55 A	--	--	-- 8	--	--	4,55
Start-up Current	CE A	36	62	36	62	62	62
Internal operating temperatures	min/max °C	+25 / +45	+25 / +45	+25 / +45	+25 / +45	+25 / +45	+25 / +45
External operating temperatures	min/max °C	+20 / +55	+20 / +55	+20 / +55	+20 / +55	+20 / +55	+20 / +55
Internal Circuit Protection Degree	CE IP	54	54	54	54	54	54
	UL Type	--	--	-- 12	12	--	12
External Sound Pressure	dB(A)	67	67	67	67	67	67
Height (A)	mm	1219	1219	1219	1219	1219	1219
Width (B)	mm	514	514	514	514	514	514
Depth (C)	mm	347	347	347	347	347	347
Weight	kg	75	80	75	80	75	80

CVE40



CODE	M.U.	CVE40002208000	CVE40002618000	CVE40U12208000	CVE40U12628000
UL Listed		--	--	✓	✓
Rated Voltage	V, ~	230, 1	400, 3 460, 3	230, 1	400, 3 460, 3
Nominal Frequency	Hz	50 60	50 60	50 60	50 60
Cooling Capacity	L35L35 W	4000 4100	3950 4050	-- 4100	-- 4050
Cooling Capacity	L35L50 W	3000 3300	2960 3260	-- 3300	-- 3260
Power Consumption	L35L50 W	1730 1950	1730 1950	-- 1850	-- 1840
Current Compsuntion	CE, L35L35 A	8,2 9,4	2,9 4	7,3 7,3	2,8 3,1
	UL, L45L55 A	--	--	-- 8,3	-- 5,26
Start-up Current	CE A	42	25	36	19
Internal operating temperatures	min/max °C	+25 / +45	+25 / +45	+25 / +45	+25 / +45
External operating temperatures	min/max °C	+20 / +55	+20 / +55	+20 / +55	+20 / +55
Internal Circuit Protection Degree	CE IP	54	54	54	54
	UL Type	--	--	-- 12	-- 12
External Sound Pressure	dB(A)	67	67	67	67
Height (A)	mm	1219	1219	1219	1219
Width (B)	mm	514	514	514	514
Depth (C)	mm	347	347	347	347
Weight	kg	80	85	80	85

CVE60



CODE	M.U.	CVE60002618000	CVE60U12628000
UL Listed		--	✓
Rated Voltage	V, ~	400, 3 460, 3	400, 3 460, 3
Nominal Frequency	Hz	50 60	50 60
Cooling Capacity	L35L35 W	5600 5950	-- 5950
Cooling Capacity	L35L50 W	4550 4850	-- 4850
Power Consumption	L35L50 W	2670 3600	-- 3600
Current Compsuntion	CE, L35L35 A	4,2 5,7	4,2 5,7
	UL, L45L55 A	--	-- 9,64
Start-up Current	CE A	53	53
Internal operating temperatures	min/max °C	+25 / +45	+25 / +45
External operating temperatures	min/max °C	+20 / +55	+20 / +55
Internal Circuit Protection Degree	CE IP	54	54
	UL Type	--	-- 12
External Sound Pressure	dB(A)	71	71
Height (A)	mm	1406	1406
Width (B)	mm	556	556
Depth (C)	mm	403	403
Weight	kg	100	100

Optional Protherm Indoor CVE

CODE	Special Colour	Stainless Steel AISI304 Housing	Stainless Steel AISI316 Housing	LN Version (only for 230 V units)	Control Phase Module (only for ~3 units)	Condenser Protective Treatment
CVE03	OCASC03	OCAINI0403	OCAINI1603	--	--	--
CVE05	OCASC05	OCAINI0405	OCAINI1605	OCALN05	--	OCATC05
CVE0700S	OCASC05	--	--	--	--	--
CVE08	OCASC05	OCAINI0405	OCAINI1605	OCALN08	--	OCATC05
CVE11	OCASC05	OCAINI0411	OCAINI1611	OCALN08	--	OCATC11
CVE15	OCASC05	OCAINI0411	OCAINI1611	OCALN08	OCACFM	OCATC11
CVE1500S	OCASC05	--	--	OCALNS15	OCACFM	--
CVE20	OCASC05	OCAINI0411	OCAINI1611	OCALN20	OCACFM	OCATC11
CVE2500S	OCASC30	--	--	OCALNS25	OCACFM	--
CVE30	OCASC30	OCAINI0430	OCAINI1630	OCALN20	OCACFM	--
CVE40	OCASC30	OCAINI0430	OCAINI1630	OCALN40	OCACFM	OCATC40
CVE60	OCASC60	OCAINI0460	OCAINI1660	OCALN60	OCACFM	OCATC40

Accessories Protherm Indoor CVE

CODE	Air filter (only for painted version)	Baffle	Semi-flush Mounting Frame	Flush Mounting Frame	IP55 Gasket (only for CE units)	Sequencing Cable	Modbus Serial Port	SE ² Remote Probe
CVE03	--	ACABAF03	--	--	ACAG03	--	--	--
CVE05	ACAFLT105	ACABAF05	ACASEF05	ACATEF05	ACAG03	ACASEQ	ACASPM	ACARES
CVE0700S	--	--	--	--	ACAG03 (2)	ACASEQ	ACASPM	ACARES
CVE08	ACAFLT105	ACABAF05	ACASEF05	ACATEF05	ACAG03	ACASEQ	ACASPM	ACARES
CVE11	ACAFLT111	ACABAF11	ACASEF11	ACATEF11	ACAG11	ACASEQ	ACASPM	ACARES
CVE15	ACAFLT111	ACABAF11	ACASEF11/20 (1)	ACATEF11/20 (1)	ACAG11	ACASEQ	ACASPM	ACARES
CVE1500S	--	--	--	--	ACAG11 (2)	ACASEQ	ACASPM	ACARES
CVE20	ACAFLT111	ACABAF11	ACASEF20	ACATEF20	ACAG11	ACASEQ	ACASPM	ACARES
CVE2500S	--	--	--	--	ACAG11 (2)	ACASEQ	ACASPM	ACARES
CVE30	ACAFLT130	ACABAF30	ACASEF30	ACATEF30	ACAG11	ACASEQ	ACASPM	ACARES
CVE40	ACAFLT130	ACABAF30	ACASEF30	ACATEF30	ACAG11	ACASEQ	ACASPM	ACARES
CVE60	ACAFLT160	ACABAF60	--	--	ACAG11	ACASEQ	ACASPM	ACARES

(1) Check the model

(2) Only for external mounting

Accessories Optionals Protherm Indoor CVE

Air Filter CODE	Special Colour	Semi-flush Mounting Frame CODE	Special Colour	Flush Mounting Frame CODE	Special Colour
ACAFLT105	OCASCFLT105	ACASEF05	OCASCSEF05	ACATEF05	OCASCTEF05
ACAFLT111	OCASCFLT105	ACASEF11	OCASCSEF05	ACATEF11	OCASCTEF05
ACAFLT130	OCASCFLT130	ACASEF20	OCASCSEF05	ACATEF20	OCASCTEF05
ACAFLT160	OCASCFLT160	ACASEF30	OCASCSEF30	ACATEF30	OCASCTEF30

CVO05



CODE	M.U.	CVO05002208000	CVO05002288000	CVO05U12208000	CVO05U12038000	CVO05002128000				
UL Listed		--	--	✓	✓	--				
Rated Voltage	V, ~	230, 1	400, 2	460, 2	230,1	115,1	48 VDC			
Nominal Frequency	Hz	50	60	50	60	50	60			
Cooling Capacity	L35L35	W	550	580	500	550	-	580	580	500
Cooling Capacity	L35L50	W	410	430	380	400	-	430	430	350
Power Consumption	L35L50	W	320	390	320	390	-	390	390	300
Current Compsuntion	CE, L35L35	A	1,4	1,6	0,8	0,9	1,4	1,5	-	5,7
	UL, L45L55	A	--	--	--	-	2,1	4,7	--	--
Start-up Current	CE	A	7,5	15	7,5	-	--	--		
Internal operating temperatures	min/max	°C	+25 / +45	+25 / +45	+25 / +45	+25 / +45	+25 / +35			
External operating temperatures	min/max	°C	-20 / +55	-20 / +55	-40 / +55	-40 / +55	-20 / +55			
Internal Circuit Protection Degree	CE	IP	54	54	55	-	54			
	UL	Type	--	--	--	4	4	--		
External Sound Pressure		dB(A)	60	60	60	60	64			
Height (A)		mm	636	636	636	636	636			
Width (B)		mm	314,5	314,5	314,5	314,5	314,5			
Depth (C)		mm	233	233	233	233	233			
Weight		kg	23	26	23	23	23			

CVO11



CODE	M.U.	CVO11002208000	CVO11002288000	CVO11U12208000	CVO11U12038000				
UL Listed		--	--	✓	✓				
Rated Voltage	V, ~	230,1	400, 2	460, 2	230,1	115,1			
Nominal Frequency	Hz	50	60	50	60	50	60		
Cooling Capacity	L35L35	W	1100	1150	1050	1100	-	1150	1150
Cooling Capacity	L35L50	W	840	890	790	840	-	890	890
Power Consumption	L35L50	W	590	750	510	650	-	750	650
Current Compsuntion	CE, L35L35	A	2,8	3,3	1,3	1,4	2,8	3,3	-
	UL, L45L55	A	-	--	-	3,6	7,5		
Start-up Current	CE	A	20	40	20	-			
Internal operating temperatures	min/max	°C	+25 / +45	+25 / +45	+25 / +45	+25 / +45			
External operating temperatures	min/max	°C	-20 / +55	-20 / +55	-40 / +55	-40 / +55			
Internal Circuit Protection Degree	CE	IP	54	54	55	-			
	UL	Type	-	--	-	4	4		
External Sound Pressure		dB(A)	65	65	65	65			
Height (A)		mm	906	906	906	906			
Width (B)		mm	412,5	412,5	412,5	412,5			
Depth (C)		mm	271,5	271,5	271,5	271,5			
Weight		kg	44	50	44	44			

CVO08




CODE	M.U.	CVO08002208000	CVO08002288000	CVO08U12208000	CVO08U12038000				
UL Listed		--	--	✓	✓				
Rated Voltage	V, ~	230,1	400, 2	460,2	230,1	115,1			
Nominal Frequency	Hz	50	60	50	60	50	60		
Cooling Capacity	L35L35	W	850	900	800	850	-	900	900
Cooling Capacity	L35L50	W	620	700	600	650	-	700	700
Power Consumption	L35L50	W	420	600	420	600	-	600	600
Current Compsuntion	CE L35L35	A	2,6	2,7	1	1,4	2,6	2,7	-
	UL L45L55	A	-	-	-	3,9	7,2		
Start-up Current	CE	A	20	20	20	-			
Internal operating temperatures	min/max	°C	+25 / +45	+25 / +45	+25 / +45	+25 / +45			
External operating temperatures	min/max	°C	-20 / +55	-20 / +55	-40 / +55	-40 / +55			
Internal Circuit Protection Degree	CE	IP	54	54	55	-			
	UL	Type	-	-	-	4	4		
External Sound Pressure		dB(A)	64	64	64	64			
Height (A)		mm	636	636	636	636			
Width (B)		mm	314,5	314,5	314,5	314,5			
Depth (C)		mm	233	233	233	233			
Weight		kg	27	30	27	27			

CVO15




CODE	M.U.	CVO15002208000	CVO15002288000	CVO15U12208000	CVO15U12038000	CVO15U12628000				
UL Listed		--	--	✓	✓	✓				
Rated Voltage	V, ~	230,1	400, 2	460,2	230,1	115,1	400,3	460,3		
Nominal Frequency	Hz	50	60	50	60	50	60	60		
Cooling Capacity	L35L35	W	1500	1600	1400	1500	-	1600	1500	
Cooling Capacity	L35L50	W	1200	1280	1150	1200	-	1280	1200	
Power Consumption	L35L50	W	750	825	750	825	-	825	830	
Current Compsuntion	CE, L35L35	A	3,9	4,3	2,5	2,6	3,9	4,3	--	1,4
	UL, L45L55	A	-	-	-	4,5	9,4	L40L50	-	1,97
Start-up Current	CE	A	28	110	28	--	31			
Internal operating temperatures	min/max	°C	+25 / +45	+25 / +45	+25 / +45	+25 / +40	+25 / +45			
External operating temperatures	min/max	°C	-20 / +55	-20 / +55	-40 / +55	-40 / +50	-40 / +55			
Internal Circuit Protection Degree	CE	IP	54	54	55	--	55			
	UL	Type	-	-	-	4	4	-	4	
External Sound Pressure		dB(A)	65	65	65	65	65			
Height (A)		mm	906	906	906	906	999			
Width (B)		mm	412,5	412,5	412,5	412,5	412,5			
Depth (C)		mm	271,5	271,5	271,5	271,5	286			
Weight		kg	46	53	46	46	48			

CVO20




CODE	M.U.	CVO20002208000	CVO20002618000	CVO20U12208000	CVO20U12038000	CVO20U12628000
UL Listed		--	--	✓	✓	✓
Rated Voltage	V, ~	230, 1	400, 3 460,3	230,1	115,1	400,3 460,3
Nominal Frequency	Hz	50 60	50 60	50 60	60	50 60
Cooling Capacity	L35L35 W	2100 2200	2000 2100	- 2200	2200	- 2100
Cooling Capacity	L35L50 W	1750 1850	1700 1800	- 1850	1850	- 1800
Power Consumption	L35L50 W	1120 1240	1100 1200	- 1240	1240	- 1200
Current Compsuntion	CE L35L35 A	4,8 5,5	1,7 1,8	4,8 5,5	-	1,7 1,8
	UL L45L55 A	-	-	- 6,3	13,64	- 2,88
Start-up Current	CE A	34	40	34	-	40
Internal operating temperatures	min/max °C	+25 / +45	+25 / +45	+25 / +45	+25 / +45	+25 / +45
External operating temperatures	min/max °C	-20 / +55	-20 / +55	-40 / +55	-40 / +55	-40 / +55
Internal Circuit Protection Degree	CE IP	54	54	55	-	55
	UL Type	-	- 4	- 4	4	- 4
External Sound Pressure	dB(A)	67	67	67	66	67
Height (A)	mm	999	999	999	999	999
Width (B)	mm	412,5	412,5	412,5	412,5	412,5
Depth (C)	mm	286	286	286	286	286
Weight	kg	48	48	48	48	48

CVO60



CODE	M.U.	CVO60002618000	CVO60U12628000
UL Listed		--	✓
Rated Voltage	V, ~	400,3 460,3	400,3 460,3
Nominal Frequency	Hz	50 60	50 60
Cooling Capacity	L35L35 W	5600 5950	- 5950
Cooling Capacity	L35L50 W	4550 4850	- 4850
Power Consumption	L35L50 W	2670 3600	- 3600
Current Compsuntion	CE L35L35 A	4,2 5,7	4,2 5,7
	UL L45L55 A	-	- 9,46
Start-up Current	CE A	53	53
Internal operating temperatures	min/max °C	+25 / +45	+25 / +45
External operating temperatures	min/max °C	-20 / +55	-40 / +55
Internal Circuit Protection Degree	CE IP	54	55
	UL Type	-	- 4
External Sound Pressure	dB(A)	71	71
Height (A)	mm	1399	1399
Width (B)	mm	556	556
Depth (C)	mm	428	428
Weight	kg	100	100

CVO40



CODE	M.U.	CVO40002208000	CVO40002618000	CVO40U12208000	CVO40U12628000
UL Listed		--	--	✓	✓
Rated Voltage	V, ~	230,1	400,3 460,3	230,1	400,3 460,3
Nominal Frequency	Hz	50 60	50 60	50 60	50 60
Cooling Capacity	L35L35 W	4000 4100	3950 4050	- 4100	- 4050
Cooling Capacity	L35L50 W	3000 3300	2960 3260	- 3300	- 3260
Power Consumption	L35L50 W	1730 1950	1730 1950	- 1850	- 1840
Current Compsuntion	CE L35L35 A	8,2 9,4	2,9 4	2,3 7,3	2,8 3,1
	UL L45L55 A	-	-	- 8,3	- 5,26
Start-up Current	CE A	42	25	36	19
Internal operating temperatures	min/max °C	+25 / +45	+25 / +45	+25 / +45	+25 / +45
External operating temperatures	min/max °C	-20 / +55	-20 / +55	-40 / +55	-40 / +55
Internal Circuit Protection Degree	CE IP	54	54	55	55
	UL Type	-	-	- 4	- 4
External Sound Pressure	dB(A)	67	67	67	67
Height (A)	mm	1211	1211	1211	1211
Width (B)	mm	514	514	514	514
Depth (C)	mm	370	370	370	370
Weight	kg	80	85	80	85

Optional Protherm Outdoor CVO

CODE	Special Colour (only for CE units)	Stainless Steel AISI304 Housing	Stainless Steel AISI316 Housing	LN Version (only for 230V units)	Control Phase Module (only for three-phase units)	Condenser Protective Treatment	Electrical Heating (only for 230V units)
CVO05	OCASC05	OCAINO0405	OCAINO1605	OCALN05	--	OCATC05 (1)	--
CVO08	OCASC05	OCAINO0405	OCAINO1605	OCALN08	--	OCATC05 (1)	--
CVO11	OCASC05	OCAINO0411	OCAINO1611	OCALN08	--	OCATC11 (1)	RSC1
CVO15	OCASC05	OCAINO0411	OCAINO1611	OCALN08	OCACFM	OCATC11 (1)	RSC1
CVO20	OCASC05	OCAINO0411	OCAINO1611	OCALN20	OCACFM	OCATC11 (1)	RSC1
CVO40	OCASC30	OCAINO0430	OCAINO1630	OCALN40	OCACFM	OCATC40 (1)	RSC1-RSC3
CVO60	OCASC60	OCAINO0460	OCAINO1660	OCALN60	OCACFM	OCATC40 (1)	--

(1) Standard on UL Listed units

Accessories Protherm Outdoor CVO

CODE	Filter	Keypad	Semi-flush Mounting Frame	Flush Mounting Frame	IP55 Gasket (only for CE units)	Sequencing Cable	Modbus Serial Port	SE² Remote Probe
CVO05	ACAFLTO05	ACAOKPD	ACASEF05	ACATEF05	ACAG03	ACASEQ	ACASPM	ACARES
CVO08	ACAFLTO05	ACAOKPD	ACASEF05	ACATEF05	ACAG03	ACASEQ	ACASPM	ACARES
CVO11	ACAFLTO11	ACAOKPD	ACASEF11	ACATEF11	ACAG11	ACASEQ	ACASPM	ACARES
CVO15	ACAFLTO11	ACAOKPD	ACASEF11/20 (1)	ACATEF11/20 (1)	ACAG11	ACASEQ	ACASPM	ACARES
CVO20	ACAFLTO11	ACAOKPD	ACASEF20	ACATEF20	ACAG11	ACASEQ	ACASPM	ACARES
CVO40	ACAFLTO30	ACAOKPD	ACASEF30	ACATEF30	ACAG11	ACASEQ	ACASPM	ACARES
CVO60	ACAFLTO60	ACAOKPD	--	--	ACAG11	ACASEQ	ACASPM	ACARES

(1) Check the model

Compact Protherm

Indoor & Outdoor



Compact Protherm is the range of industrial air conditioners designed for installations where units with **small overall dimensions** in terms of width or height are required. The technical solutions available distinguish these compact air conditioners for electrical panels for **flexibility, reliability and efficiency**.

In industrial automation, production space is an increasingly valuable asset and there is a need to find solutions that combine **high performance with optimised layouts**. However, the optimisation of the space also generates a greater density of electronic control components, worsening the thermal conditions of the system, which must be protected even more carefully against overheating in order to guarantee **continuity of service**. **Compact Protherm**, an evolution of our bestseller, offers a Thermal Management solution suitable for placement on the side of all electrical cabinets **up to 300mm deep**, thanks to a **width of only 280mm**. In addition, the range also features a low height of 565mm, allowing it to be installed in electrical boxes integrated into machine tools.

This new range of air conditioners responds to the needs of sectors where attention to hygiene is essential, such as the Food & Beverage. The main features that make **Compact Protherm** perfect for this kind of application are: **possibility of stainless steel coating, high IP55/Type4/4x protection degree, dedicated layout and some** and a few Accessorieses available, such as the **roof inclined at 30°**, which avoid the deposit of dust and liquids on the roof, meeting the requirements of hygiene and safety.

Main Features

- Application Indoor (CNE) and Outdoor (CNO)
- Compact dimensions - Two sizes , one cut-out
- Cooling Capacity: 400W...1000W
- High Efficiency
- Wide power supply range
- Certifications: CE, UL, EAC
- Protection Degree: IP54/55, Type12/4-4x
- Electronic Board (+display)
- Condensate Dissipatore (Indoor Version)
- Low noise
- Quick electric connections



DATA SHEET
COMPACT PROTHERM R134A
While stocks last

CNE04


CODE	M.U.	CNE040022080000	CNE040022880000	CNE04U122080000	CNE04U122880000	CNE04U120380000
UL LISTED		--	--	✓	✓	✓
Rated Voltage	V, ~	230, 1	400,2 460,2	230, 1	400,2 460,2	115, 1
Nominal Frequency	Hz	50 60	50 60	50 60	50 60	60
Cooling Capacity	L35L35 W	455 495	450 490	-- 495	-- 490	455
Cooling Capacity	L35L50 W	340 385	335 380	-- 385	-- 380	335
Power Consumption	L35L50 W	205 220	205 220	-- 220	-- 220	255
Max current consumption.	A	1,2 1,1	0,6 0,55	1,2 1,25	0,6 ---	2,49
Start-up current	CE A	4,6	2,6	4,6	2,6	--
Internal operating temp..	min/max °C	+20 / +45	+20 / +45	+20 / +45	+20 / +45	+25 / +45
External operating temp.	min/max °C	+20 / +55	+20 / +55	+20 / +55	+20 / +55	+20 / +50
Protection Degree internal circuit	CE IP	54	54	54	54	--
	UL Type	--	--	-- 12	-- 12	12
External sound pressure	dB(A)	55	55	55	55	55
Height (A)	mm	565	565	565	565	565
Width (B)	mm	280	280	280	280	280
Depth (C)	mm	220	278	220	278	220
Weight	kg	17	21	17	21	17

CNE07

CODE	M.U.	CNE070022080000	CNE070022880000	CNE07U122080000	CNE07U122880000	CNE07U120380000
UL LISTED		--	--	✓	✓	✓
Rated Voltage	V, ~	230, 1	400,2 460,2	230, 1	400,2 460,2	115, 1
Nominal Frequency	Hz	50 60	50 60	50 60	50 60	60
Cooling Capacity	L35L35 W	660 670	645 655	-- 670	-- 655	625
Cooling Capacity	L35L50 W	450 490	440 480	-- 490	-- 480	460
Power Consumption	L35L50 W	350 360	350 360	-- 360	-- 360	335
Max current consumption.	A	2 1,6	1 0,8	2 1,59	1 ---	3,21
Start-up current	CE A	7	4,5	7	4,5	--
Internal operating temp..	min/max °C	+20 / +45	+20 / +45	+20 / +45	+20 / +45	+25 / +45
External operating temp.	min/max °C	+20 / +55	+20 / +55	+20 / +55	+20 / +55	+20 / +50
Protection Degree internal circuit	CE IP	54	54	54	54	--
	UL Type	--	--	-- 12	-- 12	12
External sound pressure	dB(A)	55	55	55	55	55
Height (A)	mm	565	565	565	565	565
Width (B)	mm	280	280	280	280	280
Depth (C)	mm	220	278	220	278	220
Weight	kg	18	22	18	22	18

CNE10

CODE	M.U.	CNE100022080000	CNE100022880000	CNE10U122080000	CNE10U122880000	CNE10U120380000
UL LISTED		--	--	✓	✓	✓
Rated Voltage	V, ~	230, 1	400,2 460,2	230, 1	400,2 460,2	115, 1
Nominal Frequency	Hz	50 60	50 60	50 60	50 60	60
Cooling Capacity	L35L35 W	975 1075	950 1050	-- 1075	-- 1050	950
Cooling Capacity	L35L50 W	750 830	745 825	-- 830	-- 825	700
Power Consumption	L35L50 W	480 530	480 530	-- 530	-- 530	555
Max current consumption.	A	2,5 2,8	1,4 1,4	2,5 2,4	1,4 ---	5,09
Start-up current	CE A	46	4,5	46	4,5	--
Internal operating temp..	min/max °C	+20 / +45	+20 / +45	+20 / +45	+20 / +45	+25 / +45
External operating temp.	min/max °C	+20 / +55	+20 / +55	+20 / +55	+20 / +55	+20 / +50
Protection Degree internal circuit	CE IP	54	54	54	54	--
	UL Type	--	--	-- 12	-- 12	12
External sound pressure	dB(A)	58	58	58	58	58
Height (A)	mm	565	565	565	565	565
Width (B)	mm	280	280	280	280	280
Depth (C)	mm	278	278	278	278	278
Weight	kg	20	23	20	23	20



DATA SHEET
COMPACT PROTHERM R134A
While stocks last

CNO04

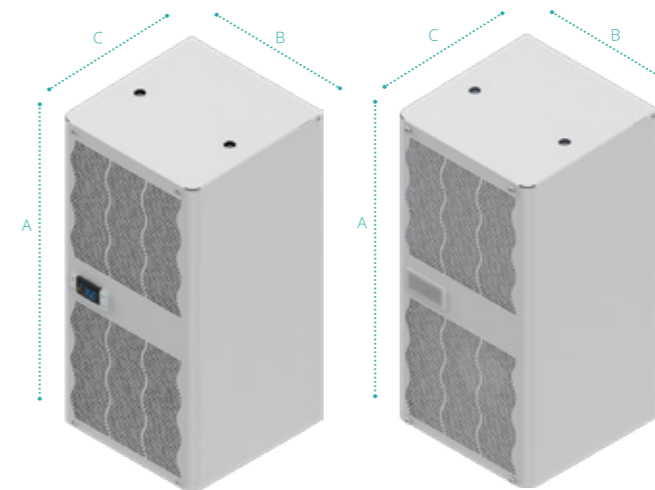
CODE	M.U.	CNO040022080000	CNO040022880000	CNO04U122080000	CNO04U122880000	CNO04U120380000
UL LISTED		--	--	✓	✓	✓
Rated Voltage	V, ~	230,1	400,2 460,2	230,1	400,2 460,2	115,1
Nominal Frequency	Hz	50 60	50 60	50 60	50 60	60
Cooling Capacity	L35L35 W	455 495	450 490	-- 495	-- 490	455
Cooling Capacity	L35L50 W	340 385	335 380	-- 385	-- 380	335
Power Consumption	L35L50 W	205 220	205 220	-- 220	-- 220	255
Max current consumption.	A	1,2 1,1	0,6 0,55	1,2 1,25	0,6 ---	2,49
Start-up current	CE A	4,6	2,6	4,6	2,6	--
Internal operating temp..	min/max °C	+20 / +45	+20 / +45	+20 / +45	+20 / +45	+25 / +45
External operating temp.	min/max °C	-20 / +55	-20 / +55	-20 / +55	-20 / +55	-20 / +55
Protection Degree internal circuit	CE IP	54	54	55	55	--
	UL Type	--	--	-- 4	-- 4	4
External sound pressure	dB(A)	55	55	55	55	55
Height (A)	mm	565	565	565	565	565
Width (B)	mm	280	280	280	280	280
Depth (C)	mm	220	278	220	278	220
Weight	kg	17	21	17	21	17

CNE07

CODE	M.U.	CNO070022080000	CNO070022880000	CNO07U122080000	CNO07U122880000	CNO07U120380000
UL LISTED		--	--	✓	✓	✓
Rated Voltage	V, ~	230,1	400,2 460,2	230,1	400,2 460,2	115,1
Nominal Frequency	Hz	50 60	50 60	50 60	50 60	60
Cooling Capacity	L35L35 W	660 670	645 655	-- 670	-- 655	625
Cooling Capacity	L35L50 W	450 490	440 480	-- 490	-- 480	460
Power Consumption	L35L50 W	350 360	350 360	-- 360	-- 360	335
Max current consumption.	A	2 1,6	1 0,8	2 1,59	1 ---	3,71
Start-up current	CE A	7	4,5	7	4,5	--
Internal operating temp..	min/max °C	+20 / +45	+20 / +45	+20 / +45	+20 / +45	+25 / +45
External operating temp.	min/max °C	-20 / +55	-20 / +55	-20 / +55	-20 / +55	-20 / +55
Protection Degree internal circuit	CE IP	54	54	55	55	--
	UL Type	--	--	-- 4	-- 4	4
External sound pressure	dB(A)	55	55	55	55	55
Height (A)	mm	565	565	565	565	565
Width (B)	mm	280	280	280	280	280
Depth (C)	mm	220	278	220	278	220
Weight	kg	18	22	18	22	18

CNE10

CODE	M.U.	CNO100022080000	CNO100022880000	CNO10U122080000	CNO10U122880000	CNO10U120380000
UL LISTED		--	--	✓	✓	✓
Rated Voltage	V, ~	230,1	400,2 460,2	230,1	400,2 460,2	115,1
Nominal Frequency	Hz	50 60	50 60	50 60	50 60	60
Cooling Capacity	L35L35 W	975 1075	950 1050	-- 1075	-- 1050	950
Cooling Capacity	L35L50 W	750 830	745 825	-- 830	-- 825	700
Power Consumption	L35L50 W	480 530	480 530	-- 530	-- 530	555
Max current consumption.	A	2,5 2,8	1,4 1,4	2,5 2,4	1,4 ---	5,09
Start-up current	CE A	46	4,5	46	4,5	--
Internal operating temp..	min/max °C	+20 / +45	+20 / +45	+20 / +45	+20 / +45	+25 / +45
External operating temp.	min/max °C	-20 / +55	-20 / +55	-20 / +55	-20 / +55	-20 / +55
Protection Degree internal circuit	CE IP	54	54	55	55	--
	UL Type	--	--	-- 4	-- 4	4
External sound pressure	dB(A)	58	58	58	58	58
Height (A)	mm	565	565	565	565	565
Width (B)	mm	280	280	280	280	280
Depth (C)	mm	278	278	278	278	278
Weight	kg	20	23	20	23	20



DATA SHEET
COMPACT PROTHERM R513A
out of stock "models R134A"

CNE/CNO R513A

CODE	M.U.	CNE04U122080000 CNO04U122080000	CNE04U122880000 CNO04U122880000	CNE04U120380000 CNO04U120380000	CNE07U122080000 CNO07U122080000	CNE07U122880000 CNO07U122880000
UL LISTED		✓	✓	✓	✓	✓
Rated Voltage	V, ~	230,1	400,2 460,2	115,1	230,1	400,2 460,2
Nominal Frequency	Hz	50 60	50 60	60	50 60	50 60
Cooling Capacity	L35L35 W	450 500	445 495	490	665 685	650 670
Cooling Capacity	L35L50 W	320 350	315 345	305	450 490	440 480
Power Consumption	L35L50 W	210 225	210 225	315	355 410	355 410
Max current consumption.	A	230 250	230 250	320	390 470	390 470
Start-up current	A	4,6	2,6	5,4	7	4,5
Internal operating temp..	min/max °C	+20/+45	+20/+45	+20/+40	+20/+45	+20/+45
External operating temp.	min/max °C	+20/+55 (CNE) -20 / +55 (CNO)	+20/+55 (CNE) -20 / +55 (CNO)	+20/+50 (CNE) -20 / +50 (CNO)	+20/+50 (CNE) -20 / +50 (CNO)	+20/+55 (CNE) -20 / +55 (CNO)
Protection Degree internal circuit	IP	54 (CNE) 55 (CNO)	54 (CNE) 55 (CNO)	54 (CNE) 55 (CNO)	54 (CNE) 55 (CNO)	54 (CNE) 55 (CNO)
	Type	12 (CNE) 4 (CNO)	12 (CNE) 4 (CNO)	12 (CNE) 4 (CNO)	12 (CNE) 4 (CNO)	12 (CNE) 4 (CNO)
External sound pressure	dB(A)	55	55	55	55	55
Height (A)	mm	565	565	565	565	565
Width (B)	mm	280	280	280	280	280
Depth (C)	mm	278	278	220	220	278
Weight	kg	17	21	17	18	22

CODE	M.U.	CNE07U120380000 CNO07U120380000	CNE10U122080000 CNO10U122080000	CNE10U122880000 CNO10U122880000	CNE10U120380000 CNO10U120380000
UL LISTED		✓	✓	✓	✓
Rated Voltage	V, ~	115,5	230,1	400,2 460,2	115,1
Nominal Frequency	Hz	60	50 60	50 60	60
Cooling Capacity	L35L35 W	630	1000 1075	975 1050	1000
Cooling Capacity	L35L50 W	425	720 790	710 780	700
Power Consumption	L35L50 W	340	465 510	465 510	555
Max current consumption.	A	350	510 580	510 580	580
Start-up current	A	9,4	46	4,5	19,4
Internal operating temp..	min/max °C	+20/+45	+20/+45	+20/+45	+20/+45
External operating temp.	min/max °C	+20/+50 (CNE) -20 / +50 (CNO)	+20/+55 (CNE) -20 / +55 (CNO)	+20/+55 (CNE) -20 / +55 (CNO)	+20/+50 (CNE) -20 / +50 (CNO)
Protection Degree internal circuit	IP	54 (CNE) 55 (CNO)	54 (CNE) 55 (CNO)	54 (CNE) 55 (CNO)	54 (CNE) 55 (CNO)
	Type	12 (CNE) 4 (CNO)	12 (CNE) 4 (CNO)	12 (CNE) 4 (CNO)	12 (CNE) 4 (CNO)
External sound pressure	dB(A)	55	55	55	55
Height (A)	mm	565	565	565	565
Width (B)	mm	280	280	280	280
Depth (C)	mm	220	278	278	278
Weight	kg	18	20	23	20

Optional Compact Protherm Indoor CNE

CODE	Colore Speciale	Carpenteria INOX AISI304	Carpenteria INOX AISI316	Sonda remota	Trattamento Protettivo Condensatore
CNE04	OCASCCP	OCAINI0404/10	OCAINI1604/10	OCARESCP	OCATC04
CNE07	OCASCCP	OCAINI0404/10	OCAINI1604/10	OCARESCP	OCATC07
CNE10	OCASCCP	OCAINI0410	OCAINI1610	OCARESCP	OCATC07

Accessories Compact Protherm Indoor CNE

CODE	Filtro aria	Deflettore aria	Guarnizione IP55	Cavo per sequencing	Porta seriale Modbus	Tappi chiusura	Tetto inclinato 30°
CNE04	ACAFLTI04 (1)	ACABAF04	ACAG03 (2)	ACASEQ	ACASPM	ACACAP	ACATOP04/10
CNE07	ACAFLTI04 (1)	ACABAF04	ACAG03 (2)	ACASEQ	ACASPM	ACACAP	ACATOP04/10
CNE10	ACAFLTI04 (1)	ACABAF10	ACAG03 (2)	ACASEQ	ACASPM	ACACAP	ACATOP10

(1) Available only for units in painted sheet metal

(2) Only for CE units

Option for Accessories Compact Protherm Indoor CNE

CODE	Colore speciale	Inox 304	Carpenteria Inox 316
ACAFLTI04	OCASCFLTI04	---	---
ACATOP04	OCASCTOP04	OCAINI04T04	OCAINI16T04
ACATOP10	OCASCTOP10	OCAINI04T10	OCAINI16T10

Optional Compact Protherm Outdoor CNO

CODE	Colore speciale (solo modelli CE)	Carpenteria INOX 304	Carpenteria INOX 316	Trattamento protettivo sul condensatore	Sonda remota	Riscaldamento elettrico
CNO04	OCASCCP	OCAINI0404/10	OCAINI1604/10	OCATC04	OCARESCP (1)	RSC06 (2)
CNO07	OCASCCP	OCAINI0404/10	OCAINI1604/10	OCATC07	OCARESCP (1)	RSC06 (2)
CNO10	OCASCCP	OCAINI0410	OCAINI1610	OCATC07	OCARESCP (1)	RSC06 (2)

(1) Only with electrical heater

(2) Only for 230V-400V/460V tension

Accessories Compact Protherm Outdoor CNO

CODE	Guarnizione IP55 (solo modelli CE)	Cavo per sequencing	Porta seriale Modbus	Keypad	Tappi chiusura	Tetto inclinato 30°
CNO04	ACAG03	ACASEQ	ACASPM	ACAKPD	ACACAP	ACATOP04/10
CNO07	ACAG03	ACASEQ	ACASPM	ACAKPD	ACACAP	ACATOP04/10
CNO10	ACAG03	ACASEQ	ACASPM	ACAKPD	ACACAP	ACATOP10

Options for Accessories Compact Protherm Outdoor

CODE	Colore speciale	INOX 304	Carpenteria Inox 316
ACATOP04	OCASCTOP04	OCAINI04T04	OCAINI16T04
ACATOP10	OCASCTOP10	OCAINI04T10	OCAINI16T10

SlimIn

Indoor

SlimIn is the range of extra-flat air conditioners designed for external, semi-flush or flush mounting, ideal for installations requiring small overall dimensions and reduced protrusion from the panel. The characteristics of the unit allow easy and quick installation.

Efficiency at the forefront


Slim In has high EER values and consequent cost savings thanks to the use of:

- high performance compressors and fans
- micro-channel condenser, which with its reduced thickness allows better air flow
- energy saving functions (SEM and SEM2)

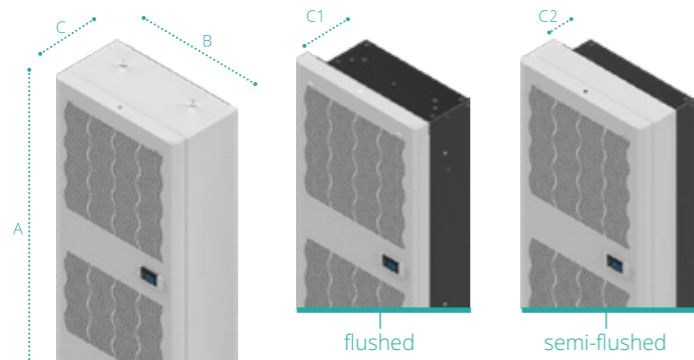
The SlimIn CDE range of air conditioners guarantees considerable economic savings, up to values of 50%, and time savings, thanks to the solutions adopted, which make the installation of the air conditioner and any maintenance activities easier and quicker to carry out.

Main Features

- High Efficiency
- Cooling Capacity: 500 - 4000 W
- XCB electronic board + display
- Installation: Flush, semi-flush, external mounting
- Quick electric connections
- Sequencing and Modbus
- µchannel condenser (from CDE14)
- Condensate Dissipator (from CDE14)
- General alarm and remote enable contacts
- Gasket already installed on the air conditioner
- Functioning up to +60°C external temperature
- Certifications: CE, UL Listed, EAC

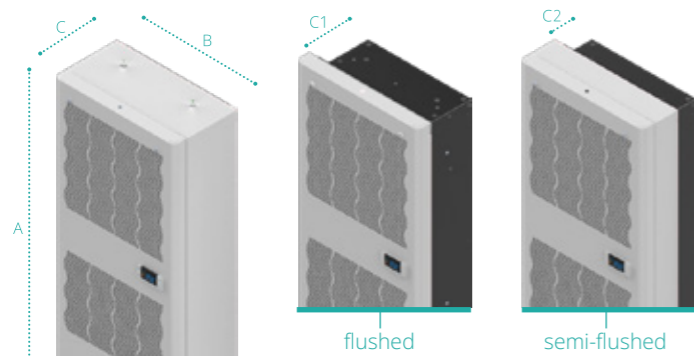


CDE05



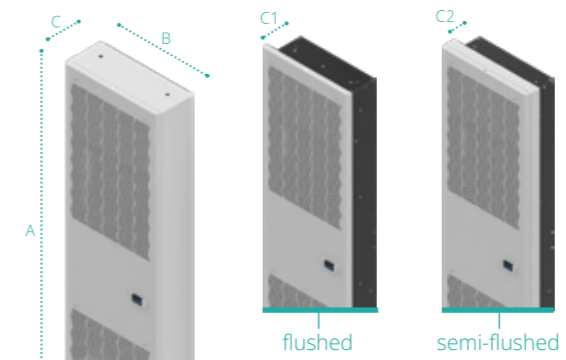
CODE	M.U.	CDE05U320380000	CDE05A322080000	CDE05U322080000
UL LISTED		✓	--	✓
Rated Voltage	V, ~	115,1	230,1	230,1
Nominal Frequency	Hz	60	50 60	50 60
Cooling Capacity	L35L35 W	520	600 670	-- 670
Cooling Capacity	L35L50 W	420	510 540	-- 540
Power Consumption	L35L50 W	350	380 420	-- 387
Max current consumption.	A	4	2,3 (2,4 60°C) 2,4	2,3 (2,4 60°C) 2,4
Start-up current	CE A	--	7,5	7,5
Internal operating temp..	min/max °C	25/45	25/45	25/45
External operating temp.	min/max °C	20/55	20/60 20/55	20/60 20/55
Protection Degree internal circuit	CE IP	--	54	54
	UL Type	12	--	-- 12
External sound pressure	dB(A)	54	54	54
Height (A)	mm	956	956	956
Width (B)	mm	375	375	375
Depth (C - C1 - C2)	mm	196 - 155 - 89	196 - 155 - 89	196 - 155 - 89
Weight	kg	30	30	30

CDE10



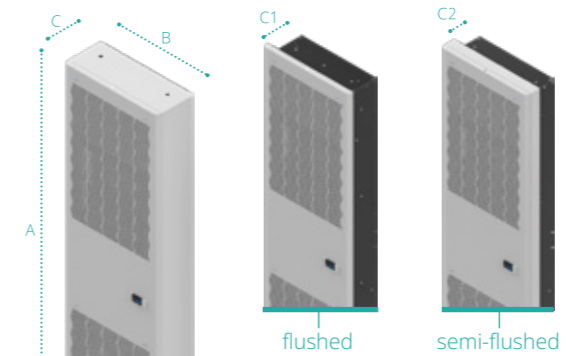
CODE	M.U.	CDE10U320380000	CDE10A322080000	CDE10U322080000
UL LISTED		✓	--	✓
Rated Voltage	V, ~	115,1	230,1	230,1
Nominal Frequency	Hz	60	50 60	50 60
Cooling Capacity	L35L35 W	975	1000 1050	-- 1050
Cooling Capacity	L35L50 W	700	720 800	-- 800
Power Consumption	L35L50 W	551	595 710	-- 730
Max current consumption	A	5,74	3,5 (3,6 60°C) 4	3,5 (3,6 60°C) 4
Start-up current	CE A	--	20	20
Internal operating temp..	min/max °C	25/40	25/45	25/45
External operating temp.	min/max °C	20/50	20/60 20/55	20/60 20/55
Protection Degree internal circuit	CE IP	--	54	54
	UL Type	12	--	-- 12
External sound pressure	dB(A)	56	56	56
Height (A)	mm	956	956	956
Width (B)	mm	375	375	375
Depth (C - C1 - C2)	mm	196 - 155 - 89	196 - 155 - 89	196 - 155 - 89
Weight	kg	34	34	34

CDE14



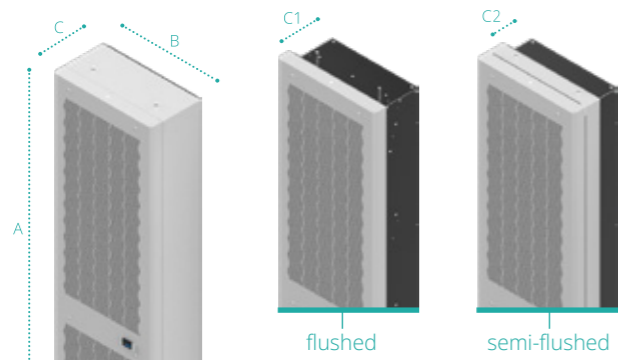
CODE	M.U.	CDE14U320380000	CDE14A322080000	CDE14U322080000	CDE14A322880000
UL LISTED		✓	--	✓	--
Rated Voltage	V, ~	115,1	230,1	230,1	400,2 460,2
Nominal Frequency	Hz	60	50 60	50 60	50 60
Cooling Capacity	L35L35 W	1400	1400 1500	-- 1500	1400 1500
Cooling Capacity	L35L50 W	1150	1150 1250	-- 1250	1150 1250
Power Consumption	L35L50 W	930	730 820	-- 820	730 820
Max current consumption.	A	9,41	4,5 4,3	3,9 (4,1 60°C) 4,23	2,7 2,4
Start-up current	CE A	--	28	28	43
Internal operating temp..	min/max °C	25/45	25/45	25/45	25/45
External operating temp.	min/max °C	20/55	20/60 20/55	20/60 20/55	20/60
Protection Degree internal circuit	CE IP	--	54	54	54
	UL Type	12	--	-- 12	12 --
External sound pressure	dB(A)	60	60	60	60
Height (A)	mm	1666	1666	1666	1666
Width (B)	mm	454	454	454	454
Depth (C - C1 - C2)	mm	181 - 156 - 111	181 - 156 - 111	181 - 156 - 111	181 - 156 - 111
Weight	kg	51	51	51	57

CDE20



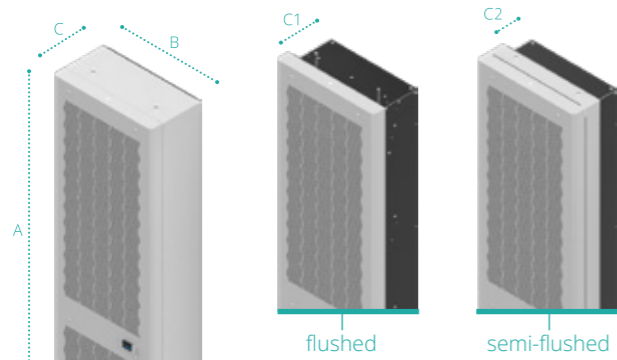
CODE	M.U.	CDE20U320380000	CDE20A322080000	CDE20U322080000	CDE20A326180000	CDE20U326280000
UL LISTED		✓	--	✓	--	✓
Rated Voltage	V, ~	115,1	230,1	230,1	400,3 460,3	400,3 460,3
Nominal Frequency	Hz	60	50 60	50 60	50 60	50 60
Cooling Capacity	L35L35 W	2000	2100 2200	-- 2200	2100 2200	-- 2200
Cooling Capacity	L35L50 W	1550	1675 1700	-- 1700	1675 1700	-- 1700
Power Consumption	L35L50 W	1320	1230 1460	-- 1460	1030 1250	-- 1250
Max current consumption	A	14,52	6,6 7,7	6,3 (6,6 60°C) 7,2	2,2 (2,2 60°C) 2,3	2,2 (2,2 60°C) 2,36
Start-up current	CE A	--	34	34	40	40
Internal operating temp..	min/max °C	25/45	25/45	25/45	25/45	25/45
External operating temp.	min/max °C	20/45	20/60 20/55	20/60 20/55	20/60 20/55	20/60 20/55
Protection Degree internal circuit	CE IP	--	54	54	54	54
	UL Type	12	--	-- 12	--	-- 12
External sound pressure	dB(A)	68	68	68	68	68
Height (A)	mm	1666	1666	1666	1666	1666
Width (B)	mm	454	454	454	454	454
Depth (C - C1 - C2)	mm	181 - 156 - 111	181 - 156 - 111	181 - 156 - 111	181 - 156 - 111	181 - 156 - 111
Weight	kg	55	55	55	55	55

CDE30



CODE	M.U.	CDE30A322080000	CDE30U322080000	CDE30A326180000	CDE30U326280000
UL LISTED		--	✓	--	✓
Rated Voltage	V, ~	230,1	230,1	400,3	460,3
Nominal Frequency	Hz	50	60	50	60
Cooling Capacity	L35L35 W	3050	3200	---	3200
Cooling Capacity	L35L50 W	2500	2750	---	2750
Power Consumption	L35L50 W	1295	1600	---	1650
Max current consumption.	A	6,6	8	6,3 (6,6 60°C)	7,6
Start-up current	CE A	30	36	62	62
Internal operating temp..	min/max °C	25/45	25/45	25/45	25/45
External operating temp.	min/max °C	20/60	20/60	20/55	20/55
Protection Degree internal circuit	CE IP	54	54	54	54
	UL Type	---	---	12	12
External sound pressure	dB(A)	69	69	69	69
Height (A)	mm	1666	1666	1666	1666
Width (B)	mm	496	496	496	496
Depth (C - C1 - C2)	mm	221 -195 - 121	221 -195 - 121	221 -195 - 121	221 -195 - 121
Weight	kg	59	59	69	69

CDE40



CODE	M.U.	CDE40A326180000	CDE40U326280000
UL LISTED		--	✓
Rated Voltage	V, ~	400,3	460,3
Nominal Frequency	Hz	50	60
Cooling Capacity	L35L35 W	3950	4090
Cooling Capacity	L35L50 W	3210	3400
Power Consumption	L35L50 W	1895	1990
Max current consumption.	A	4,2	4,7
Start-up current	CE A	25	21
Internal operating temp..	min/max °C	25/45	25/45
External operating temp.	min/max °C	20/60	20/55
Protection Degree internal circuit	CE IP	54	54
	UL Type	---	12
External sound pressure	dB(A)	72	72
Height (A)	mm	1666	1666
Width (B)	mm	496	496
Depth (C - C1 - C2)	mm	256 -195 - 121	256 -195 - 121
Weight	kg	79	79

Optional SlimIn CDE

CODE	Special Colour	Stainless Steel AISI304 Panel	Stainless Steel AISI316 Panel	Phase control module (three-phase models only)	Remote probe
CDE05	OCASCCDE	OCAINCDE0405	OCAINCDE1605	--	OCARESCDE
CDE10	OCASCCDE	OCAINCDE0405	OCAINCDE1605	--	OCARESCDE
CDE14	OCASCCDE	OCAINCDE0414	OCAINCDE1614	--	OCARESCDE
CDE20	OCASCCDE	OCAINCDE0414	OCAINCDE1614	OCACFM	OCARESCDE
CDE30	OCASCCDE	OCAINCDE0430	OCAINCDE1630	OCACFM	OCARESCDE
CDE40	OCASCCDE	OCAINCDE0440	OCAINCDE1640	OCACFM	OCARESCDE

Accessories SlimIn CDE

CODE	Semi-flush mounting frame	Frames External Mounting	Air filter - only for units in painted sheet metal	Sequencing cable
CDE05	ACASFRCE05	ACAFRCDE05	ACAFLTCDE05	ACASEQ
CDE10	ACASFRCE05	ACAFRCDE05	ACAFLTCDE05	ACASEQ
CDE14	ACASFRCE14	ACAFRCDE14	ACAFLTCDE14	ACASEQ
CDE20	ACASFRCE14	ACAFRCDE14	ACAFLTCDE14	ACASEQ
CDE30	ACASFRCE30	ACAFRCDE30	ACAFLTCDE30	ACASEQ
CDE40	ACASFRCE30	ACAFRCDE30	ACAFLTCDE30	ACASEQ

Optional for Accessories SlimIn CDE

CODE	Special Colour	Stainless steel AISI304	Stainless steel AISI316
ACASFRCE05	OCASCFRCDE	OCASFRICE05	OCASFRCCDE05
ACAFRCDE05	OCASCFRCDE	OCAFRCICE05	OCAFRCDE14
ACASFRCE14	OCASCFRCDE	OCASFRICE14	OCASFRCCDE14
ACAFRCDE14	OCASCFRCDE	OCAFRCICE14	OCAFRCDE14
ACASFRCE30	OCASCFRCDE	OCASFRICE30	OCASFRCCDE30
ACAFRCDE30	OCASCFRCDE	OCAFRCICE30	OCAFRCDE30
ACAFLTCDE05	OCASCFRTCDE	--	--
ACAFLTCDE14	OCASCFRTCDE	--	--
ACAFLTCDE30	OCASCFRTCDE	--	--

FlexIn

Indoor

Industrial air conditioners with inverter technology

In the last few years all sectors have been transformed to achieve a better exchange of information in the shortest time possible. The need of connectivity between systems increased also in the industrial field, to improve the production processes. We have just entered the fourth industrial revolution, also known as Industry 4.0: all the systems should be designed to interact, with integrated connectivity to improve processes. Industrial air conditioning has adapted to this growing demand and the units have been improved with the introduction of the Modbus RTU serial connection and, in the last period, driven by the digitalisation of the production process, the Ethernet connection.

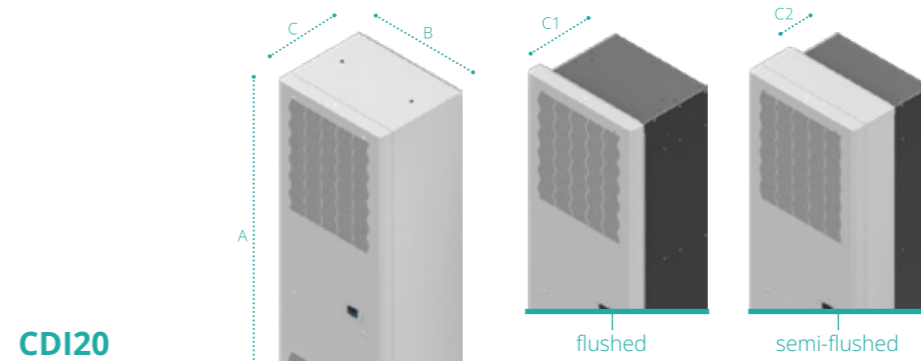
Connectivity 4.0

Thanks to the **Ethernet port**, integrated in the electronic controller of the FLEX In Inverter CDI the air conditioners can be **monitored** and **controlled** from any remote position 24 hours a day. Many parameters can be read and recorded, giving the possibility to **increase the efficiency** of the air conditioners and adopt the **predictive maintenance** and so the reliability, decreasing in this way possible faults of the air conditioner and of the whole system, without additional costs for interface device.

With its integrated Ethernet port, that allows the direct connection to the air conditioner with the most common industrial protocols (HTTP, SNMP, Modbus TCP/IP), the air conditioner CDI is perfectly integrated into Industry 4.0 and Smart Factory, leading to greater automation, real time production, **efficiency and flexibility**.

Main Features

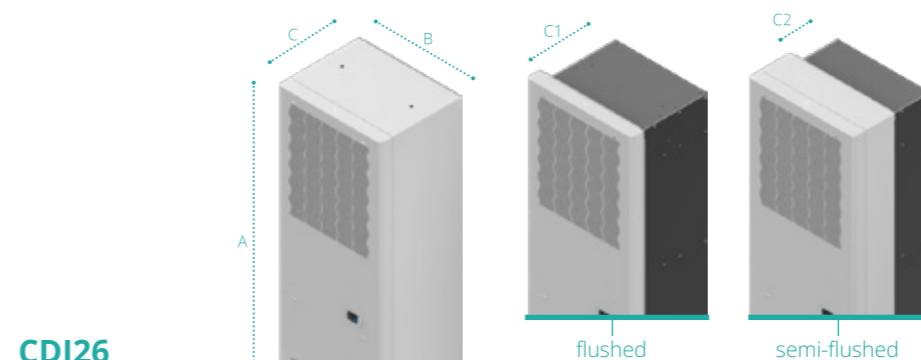
- Inverter Technology air conditioner
- High energy savings and High efficiency
- External, semi-flush or flush mounting
- Cooling Capacity: 2000W / 2600W / 4200W
- Quick electric connections
- Sequencing and Ethernet
- µchannel condenser with protective treatment
- Condensate Dissipator
- General alarm and remote enable contacts
- Gasket already installed on the air conditioner
- Functioning up to +60°C external temperature
- Low noise
- Certifications: CE, UL Listed, EAC



CDI20

CODE		M.U.	CDI20U(1-3)23G90000*	CDI20U(1-3)23H90000*
UL Listed			✓	✓
Rated Voltage		V, ~	110...240,1	380...480,3
Nominal Frequency		Hz	50...60	50...60
Cooling Capacity	L35L35	W	2000	2000
Cooling Capacity	L35L50	W	1420	1420
Power Consumption	L35L50	W	610	575
Internal operating temp..	min/max	°C	+20...+45	+20...+45
External operating temp..	min/max	°C	-20...+60	-20...+60
Protection Degree internal circuit	CE	IP	54	54
	UL	Type	12	12
External sound pressure		dB(A)	61,5	61,5
Height (A)		mm	1666	1666
Width (B)		mm	454	454
Depth (C - C1 - C2)		mm	294 - 250 - 111	294 - 250 - 111

* 1: External mounting 3: Flush mounting

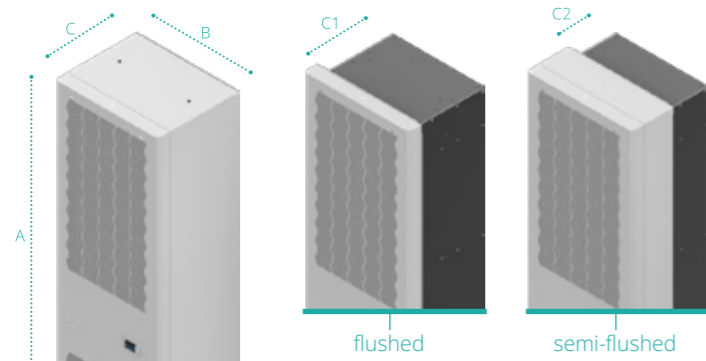


CDI26

CODE		M.U.	CDI 26U(1-3)23G90000*	CDI 26U(1-3)23H90000*
UL Listed			✓	✓
Rated Voltage		V, ~	110...240,1	380...480,3
Nominal Frequency		Hz	50...60	50...60
Cooling Capacity	L35L35	W	2600	2600
Cooling Capacity	L35L50	W	2100	2100
Power Consumption	L35L50	W	1060	980
Internal operating temp..	min/max	°C	+20...+45	+20...+45
External operating temp..	min/max	°C	-20...+60	-20...+60
Protection Degree internal circuit	CE	IP	54	54
	UL	Type	12	12
External sound pressure		dB(A)	62,5	62,5
Height (A)		mm	1666	1666
Width (B)		mm	496	496
Depth (C - C1 - C2)		mm	294 - 232 - 121	294 - 232 - 121

* 1: External mounting 3: Flush mounting

TOP Indoor



CDI40

CODE		M.U.	CDI40U(1-3)23G90000*	CDI40U(1-3)23H90000*
UL Listed			✓	✓
Rated Voltage		V, ~	110...240,1	380...480,3
Nominal Frequency		Hz	50...60	50...60
Cooling Capacity	L35L35	W	4200	4200
Cooling Capacity	L35L50	W	3350	3350
Power Consumption	L35L50	W	1385	1325
Internal operating temp..	min/max	°C	+20...+45	+20...+45
External operating temp.	min/max	°C	-20...+60	-20...+60
Protection Degree internal circuit	CE	IP	54	54
	UL	Type	12	12
External sound pressure		dB(A)	66	66
Height (A)		mm	1666	1666
Width (B)		mm	496	496
Depth (C - C1 - C2)		mm	393 - 332 - 121	393 - 332 - 121

* 1: External mounting 3: Flush mounting

Optional Flex In CDI

CODE	Special Colour	Stainless Steel AISI304 Panel	Stainless Steel AISI316 Panel
CDI20	OCASCCDI(U1-U3)	OCAINCDI04(U1-U3)	OCAINCDI16(U1-U3)
CDI26	OCASCCDI(U1-U3)	OCAINCDI04(U1-U3)	OCAINCDI16(U1-U3)
CDI40	OCASCCDI(U1-U3)	OCAINCDI04(U1-U3)	OCAINCDI16(U1-U3)

Accessories Flex In CDI

CODE	Semi-flush mounting frame	Air filter - only for units in painted sheet metal	Sequencing cable	LAN doubler for sequencing	Remote probe
CDI20	ACASFRCDI20	ACAFLTCDI20	ACASEQCDI	ACADLCDI	ACARESCDI
CDI26	ACASFRCDI26	ACAFLTCDI26	ACASEQCDI	ACADLCDI	ACARESCDI
CDI40	ACASFRCDI40	ACAFLTCDI26	ACASEQCDI	ACADLCDI	ACARESCDI

Optional Per Accessories Flex In CDI

CODE	Special Colour	Stainless steel AISI304	Stainless steel AISI316
ACASFRCDI20	OCASCSFRCDI	OCASFRICDI	OCASFRCCDI
ACASFRCDI26	OCASCSFRCDI	OCASFRICDI	OCASFRCCDI
ACASFRCDI40	OCASCSFRCDI	OCASFRICDI	OCASFRCCDI
ACAFLTCDI20	OCASCSFRCDI	--	--
ACAFLTCDI26	OCASCSFRCDI	--	--
ACAFLTCDI40	OCASCSFRCDI	--	--

Industrial roof-mounted air conditioners allow the cooling of electrical cabinets even in situations where space is at a premium, such as in cabinet batteries or when escape routes must be left clear for safety reasons.

Effective Condensate Management

The solutions on the models allow optimal condensate management. The return air path ensures that no condensation forms on the roof of the cabinet and, in addition, from model ETE14 (1400W), the units are equipped with a condensate sink, without absorption of electrical power, for the reduction or elimination of condensation. For the models ETE06/09 there is a level switch to control the condensate in the condensate tray of the air conditioner.

Optimized air flows


Thanks to the high distance between the intake and the supply of internal air, it is possible to avoid short circuits of cold air, without the need to install conveyors and guaranteeing reliable operation. In addition, starting from the ETE14 model, thanks to the management of the room air flow, it is possible to install air conditioners adjacent to each other, optimising installation layouts.

Main Features

- Cooling Capacity: 330-5200 W
- Condensate dissipator available from ETE14
- Quick connections (except ETE03)
- Digital Thermostat ECB (except ETE03)
- General alarm contacts and remote control as standard (except for ETE03)
- Certifications: CE, UL Recognized, EAC

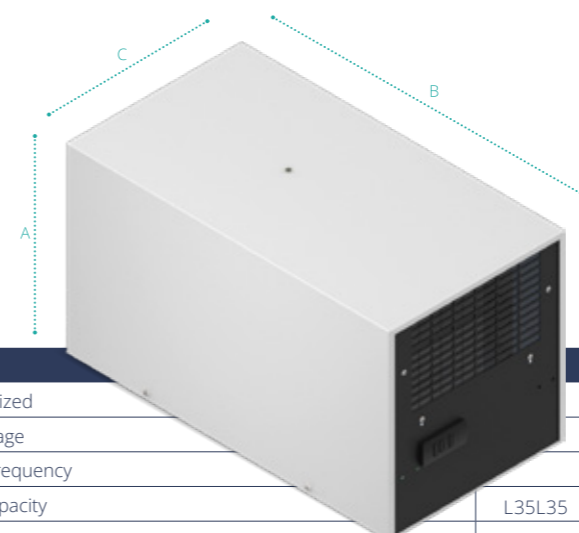


ETE03




CODE	M.U.	ETE0300220	ETE0300203
UL Recognized		--	--
Rated Voltage	V, ~	230, 1	115, 1
Nominal Frequency	Hz	50/60	60
Cooling Capacity	L35L35 W	330	330
Cooling Capacity	L35L50 W	270	270
Power Consumption	L35L50 W	240	240
Current consumption	CE, L35L35 A	1,4	2,8
	UL, L45L55 A	--	--
Start-up current	A	5	10
Internal operating temp..	min/max °C	+25 / +45	+25 / +45
External operating temp.	min/max °C	+20 / +55	+20 / +55
Internal circuit protection degree	CE IP	54	54
	UL Type	--	--
External sound pressure	dB(A)	60	60
Height (A)	mm	180	180
Width (B)	mm	476	476
Depth (C)	mm	324	324
Weighth	kg	17	17

ETE09



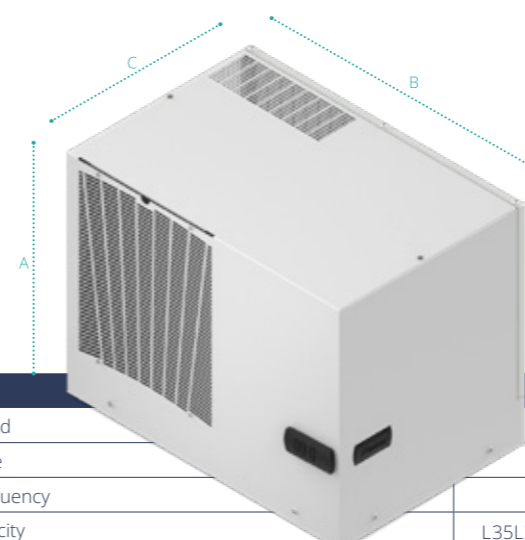
CODE	M.U.	ETE09012207000	ETE09U12207000	ETE09012287000
UL Recognized		--	✓	--
Rated Voltage	V, ~	230, 1	230, 1	400, 2 460, 2
Nominal Frequency	Hz	50/60	50/60	50 60
Cooling Capacity	L35L35 W	900	900	900
Cooling Capacity	L35L50 W	760	760	760
Power Consumption	L35L50 W	630	630	630
Current consumption	CE, L35L35 A	3,2	--	1,8
	UL, L45L55 A	--	4	--
Start-up current	A	15	15	31
Internal operating temp..	min/max °C	+25 / +45	+25 / +45	+25 / +45
External operating temp.	min/max °C	+20 / +55	+20 / +55	+20 / +55
Internal circuit protection degree	CE IP	54	54	54
	UL Type	--	--	--
External sound pressure	dB(A)	67	67	67
Height (A)	mm	335	335	335
Width (B)	mm	600	600	600
Depth (C)	mm	325	325	325
Weighth	kg	31,5	31,5	33

ETE06




CODE	M.U.	ETE06012207000	ETE06U12207000	ETE06012287000
UL Recognized		--	✓	--
Rated Voltage	V, ~	230, 1	230, 1	400, 2 460, 2
Nominal Frequency	Hz	50/60	50-60	50 60
Cooling Capacity	L35L35 W	600	600	600
Cooling Capacity	L35L50 W	510	510	510
Power Consumption	L35L50 W	411	411	411
Current consumption	CE, L35L35 A	2,2		1,2
	UL, L45L55 A	--	3	--
Start-up current	A	16	16	7,7
Internal operating temp..	min/max °C	+25 / +45	+25 / +45	+25 / +45
External operating temp.	min/max °C	+20 / +55	+20 / +55	+20 / +55
Internal circuit protection degree	CE IP	54	54	54
	UL Type	--	--	--
External sound pressure	dB(A)	63	63	63
Height (A)	mm	335	335	335
Width (B)	mm	600	600	600
Depth (C)	mm	325	325	325
Weighth	kg	29,5	29,5	32

ETE14




CODE	M.U.	ETE14002207000	ETE14U02207000	ETE14002287000
UL Recognized		--	✓	--
Rated Voltage	V, ~	230, 1	230, 1	400, 2 460, 2
Nominal Frequency	Hz	50/60	50/60	50 60
Cooling Capacity	L35L35 W	1400	1400	1400
Cooling Capacity	L35L50 W	1170	1170	1170
Power Consumption	L35L50 W	950	950	950
Current consumption	CE, L35L35 A	5,2	--	2,8
	UL, L45L55 A	--	5,5	--
Start-up current	A	17	17	31
Internal operating temp..	min/max °C	+25 / +45	+25 / +45	+25 / +45
External operating temp.	min/max °C	+20 / +55	+20 / +55	+20 / +55
Internal circuit protection degree	CE IP	54	54	54
	UL Type	--	--	--
External sound pressure	dB(A)	58	58	58
Height (A)	mm	450	450	450
Width (B)	mm	600	600	600
Depth (C)	mm	400	400	400
Weighth	kg	48	48	53

ETE20




CODE	M.U.	ETE20002207000	ETE20U02207000	ETE20002287000	
UL Recognized		--	✓	--	
Rated Voltage	V, ~	230, 1	230, 1	400, 2	460, 2
Nominal Frequency	Hz	50/60	50/60	50	60
Cooling Capacity	L35L35 W	2000	2000	2000	
Cooling Capacity	L35L50 W	1700	1700	1700	
Power Consumption	L35L50 W	1200	1200	1200	
Current consumption	CE, L35L35 A	5,7	--	3,3	
	UL, L45L55 A	--	7	--	
Start-up current	A	22	22	31	
Internal operating temp..	min/max °C	+25 / +45	+25 / +45	+25 / +45	
External operating temp.	min/max °C	+20 / +55	+20 / +55	+20 / +55	
Internal circuit protection degree	CE IP	54	54	54	
	UL Type	--	--	--	
External sound pressure	dB(A)	62	62	62	
Height (A)	mm	450	450	450	
Width (B)	mm	600	600	600	
Depth (C)	mm	400	400	400	
Weigth	kg	51,5	51,5	58,5	

ETE41



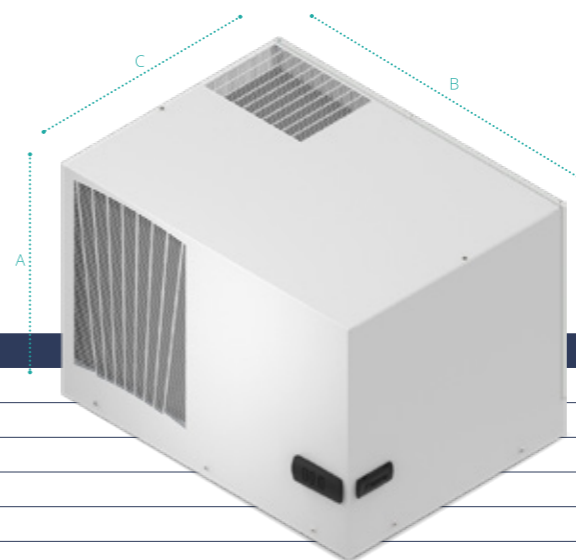
CODE	M.U.	ETE41002207000	ETE41U02207000	ETE41002617000		ETE41U02627200	
UL Recognized		--	✓	--		✓	
Rated Voltage	V, ~	230, 1	230, 1	400, 3	460, 3	400, 3	460, 3
Nominal Frequency	Hz	50/60	50/60	50	60	50	60
Cooling Capacity	L35L35 W	3800	3800	3800		3800	
Cooling Capacity	L35L50 W	2700	2700	2700		2700	
Power Consumption	L35L50 W	2000	2050	2000		1920	
Current consumption	CE, L35L35 A	9	--	2,9		--	
	UL, L45L55 A	--	9	--		3,5	
Start-up current	A	38	--	17		--	
Internal operating temp..	min/max °C	+25 / +45	+25 / +45	+25 / +45		+25 / +45	
External operating temp.	min/max °C	+20 / +55	+20 / +55	+20 / +55		+20 / +55	
Internal circuit protection degree	CE IP	54	54	54		54	
	UL Type	--	--	--		--	
External sound pressure	dB(A)	77	77	77		77	
Height (A)	mm	480	480	480		480	
Width (B)	mm	800	800	800		800	
Depth (C)	mm	450	450	450		450	
Weigth	kg	76,5	76,5	79,5		76,5	

ETE28



CODE	M.U.	ETE28002207000	ETE28U02207000	ETE28002617000	
UL Recognized		--	✓	--	
Rated Voltage	V, ~	230, 1	230, 1	400, 3	460, 3
Nominal Frequency	Hz	50/60	50/60	50	60
Cooling Capacity	L35L35 W	2700	2700	2700	
Cooling Capacity	L35L50 W	2300	2300	2300	
Power Consumption	L35L50 W	1580	1660	1580	
Current consumption	CE, L35L35 A	7	--	2,3	
	UL, L45L55 A	--	9,5	--	
Start-up current	A	38	38	16	
Internal operating temp..	min/max °C	+25 / +45	+25 / +45	+25 / +45	
External operating temp.	min/max °C	+20 / +55	+20 / +55	+20 / +55	
Internal circuit protection degree	CE IP	54	54	54	
	UL Type	--	--	--	
External sound pressure	dB(A)	77	77	77	
Height (A)	mm	480	480	480	
Width (B)	mm	800	800	800	
Depth (C)	mm	450	450	450	
Weigth	kg	74,5	74,5	76,5	

ETE60



CODE	M.U.	ETE60002617000	
UL Recognized		--	
Rated Voltage	V, ~	400, 3	460, 3
Nominal Frequency	Hz	50	60
Cooling Capacity	L35L35 W	5200	
Cooling Capacity	L35L50 W	4100	
Power Consumption	L35L50 W	2540	
Current consumption	CE, L35L35 A	4,6	
	UL, L45L55 A	--	
Start-up current	A	25	
Internal operating temp..	min/max °C	+25 / +45	
External operating temp.	min/max °C	+20 / +55	
Internal circuit protection degree	CE IP	54	
	UL Type	--	
External sound pressure	dB(A)	77	
Height (A)	mm	550	
Width (B)	mm	800	
Depth (C)	mm	600	
Weigth	kg	94	

Optional Top ETE

CODE	Special Colour	Stainless Steel AISI304 housing
ETE03	OCAHNS02	OCAHI06
ETE06	OCAHNS03	OCAHI06
ETE09	OCAHNS03	OCAHI06
ETE14	OCAHNS03	OCAHI06
ETE20	OCAHNS03	OCAHI06
ETE28	OCAHNS01	OCAHI28
ETE41	OCAHNS01	OCAHI28
ETE60	OCAHNS01	OCAHI60

Accessories Top ETE

CODE	Filter
ETE03	--
ETE06	ACAFILT06T
ETE09	ACAFILT06T
ETE14	ACAFILT14T
ETE20	ACAFILT14T
ETE28	ACAFILT28T
ETE41	ACAFILT28T
ETE60	ACAFILT60T

Module


Indoor

Industrial air conditioners for modular electrical enclosures. **Module** air conditioners are the best technical and economical solution for conditioning long rows of cabinets, where large cooling capacities are required.

Machine tools, such as for die-casting or extrusion, may require large automation and control systems with high thermal loads, even above 4kW. In this case, the **Module** range with 6kW to 10kW enables the required cooling needs to be met optimally.

Main Features

- Air conditioner for modular enclosures
- Cooling Capacity: 5800-10000 W
- Digital Thermostat ECB
- General alarm contacts and remote control as standard
- Certifications: CE, EAC



EVE60-80-A0

CODE	M.U.	EVE60002617000	EVE80002617000	EVEA0002617000
Rated Voltage	V, ~	400, 3	460, 3	400, 3 460, 3
Nominal Frequency	Hz	50	60	50 60
Cooling Capacity	L35L35 W	5800	8000	10000
Cooling Capacity	L35L50 W	4500	5900	7800
Power Consumption	L35L50 W	2614	3619	4500
Current consumption	CE, 35L35 A	5,8	7	7
Start-up current	CE A	28	28	40
Internal operating temp..	min/max °C	+25 / +45	+25 / +45	+25 / +45
External operating temp.	min/max °C	+20 / +50	+20 / +50	+20 / +50
Internal circuit protection degree	CE IP	54	54	54
External sound pressure	dB(A)	75	76	76
Height (A)	mm	2000	2000	2000 x 800 x 383
Width (B)	mm	600	800	800
Depth (C)	mm	383	383	383
Weigth	kg	100	110	150

Smart

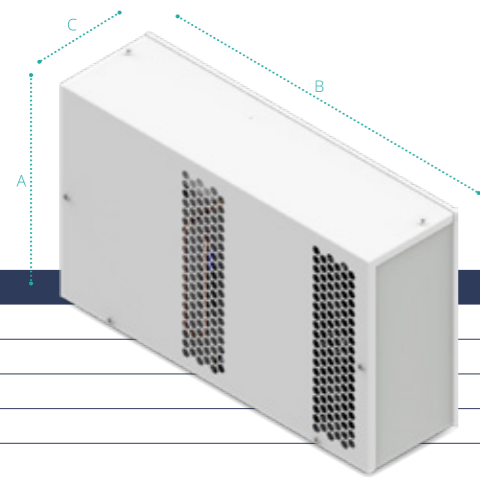
Indoor

The solution for horizontal boxes

Some applications, such as small boxes integrated in machine tools, run horizontally rather than vertically. The Smart industrial air conditioner is the ideal solution because its horizontal layout, with compact height and depth dimensions, allows for simple and immediate installation on the machine or on control panels.

Main Features

- Horizontal Installation
- Cooling Capacity: 420W
- Power Supply 230 50/60 Hz
- Mechanic Thermostat
- Certifications: CE, EAC



EVE03H

CODE		M.U.	EVE03H3220
Rated Voltage		V, ~	230, 1
Nominal Frequency		Hz	50/60
Cooling Capacity	L35L35	W	420
Cooling Capacity	L35L50	W	280
Power Consumption	L35L50	W	300
Current consumption	CE, L35L35	A	1,2
Start-up current	CE	A	3
Internal operating temp..	min/max	°C	+25 / +45
External operating temp.	min/max	°C	+20 / +55
Internal circuit protection degree	CE	IP	54
External sound pressure		dB(A)	60
Height (A)		mm	300
Width (B)		mm	500
Depth (C)		mm	140
Weigth		kg	17

Optional Smart EVE03H

CODE	Special Colour	Stainless Steel AISI304 housing
EVE03H	OCAVNS02	OCAVISM

Rack


Indoor

The solution for 19" server racks

Small servers require low heat loads and small dimensions. The ERE air conditioner, with a footprint of only 7 rack units and an output of approximately 1000W, is suitable for cooling 19" cabinets. In addition to the compact dimensions, the panel mounting and the choice of internal air flows ensure easy and flexible installation in the server rack.

Main Features

- For Rack 19" cooling
- Cooling Capacity: 950 W
- 7 rack units
- Certifications: CE, EAC



ERE10

CODE		M.U.	ERE1000320
Rated Voltage		V, ~	230, 1
Nominal Frequency		Hz	50/60
Cooling Capacity	L35L35	W	950
Cooling Capacity	L35L50	W	760
Power Consumption	L35L50	W	630
Current consumption	CE, L35L35	A	3
Start-up current	CE	A	15
Internal operating temp..	min/max	°C	+25 / +45
External operating temp.	min/max	°C	+20 / +55
Internal circuit protection degree	CE	IP	54
	UL	Type	--
External sound pressure		dB(A)	65
Height (A)		mm	311
Width (B)		mm	482,6 - 446
Depth (C)		mm	580,5
Weigth		kg	36

Predator

Outdoor

High efficiency for outdoor installations

The **Predator** line offers a range of high-efficiency precision air conditioners for outdoor installations such as shelters/cabinets for telecommunications, power distribution, fibre optics, etc.

Free Cooling

Predator units can be equipped with Free Cooling. Thanks to the direct use of external air, whenever the external air temperature is lower than the internal one, the cabinet is cooled "without cost".

Direct Free Cooling is the best solution for energy saving and ensures a considerable cost reduction. How does Free Cooling work?

An alternative system to direct expansion cooling, which uses suitably filtered ambient air to cool the cabinet. The system automatically expels hot air from the cabinet, in the same quantity as that injected. A motorized damper mixes the external air flow and discharge air flow, by modulating the free cooling capacity.

Predator air conditioners, thanks to their high air flow rate in Direct Free Cooling, represent the best solution for energy saving. Whenever environmental conditions allow it, **Predator** works in free cooling mode; in this mode the evaporator fan is the only component in

operation, while compressor and condenser fan are switched off.

Direct free cooling combined with emergency ventilation guarantees service continuity, even in the event of a main power failure, if the operating conditions can guarantee the functioning.

48 VDC version


The 48Vdc version is particularly suitable for cabinets powered by renewable energy sources, such as solar, wind or battery backup.

Main Features

- Internal, external or semi-flush mounting
- Cooling Capacity 1000/2000W
- Functioning up to +60°C (ambient temperature)
- Certifications: CE, EAC




Industrial air conditioners for electrical panels
Predator



PRT10H/F


CODE		M.U.	PRT10HA3201000	PRT10FA3201000
Power Supply		V ~ Hz	230-1-50/60 + 48VDC	230 - 1 - 50/60
Cooling Capacity	L35L35	W	1000	1000
Cooling Capacity	L35L50	W	750	750
Power consumption - L35L50	@230VAC	W	600	600
	@48VDC	W	110	--
Current consumption - L35L35	@230VAC	A	2,5	2,7
	@48VDC	A	2,6	--
Start-up current	@230VAC	A	16	16
Internal operating temp..	min/max	°C	+25 / +45	+25 / +45
External operating temp.	min/max	°C	-20 / +60	-20 / +60
Internal circuit protection degree	CE	IP	54	54
External sound pressure		dB(A)	59	59
Height (A)		mm	1200	1200
Width (B)		mm	417	417
Depth (C)		mm	300	300
Weigth		kg	59	59



PRT14H/F

CODE		M.U.	PRT14HA3201000	PRT14FA3201000
Power Supply		V ~ Hz	230-1-50/60 +48VDC	230-1-50/60
Cooling Capacity	L35L35	W	1400	1400
Cooling Capacity	L35L50	W	1000	1000
Power consumption - L35L50	@230VAC	W	770	770
	@48VDC	W	100	--
Current consumption - L35L35	@230VAC	A	4,3	4,5
	@48VDC	A	2,4	--
Start-up current	@230VAC	A	17	17
Internal operating temp..	min/max	°C	+25 / +45	+25 / +45
External operating temp.	min/max	°C	-20 / +60	-20 / +60
Internal circuit protection degree	CE	IP	54	54
External sound pressure		dB(A)	59	59
Height (A)		mm	1200	1200
Width (B)		mm	417	417
Depth (C)		mm	300	300
Weigth		kg	61	61

Industrial air conditioners for electrical panels
Predator



PRT20H/F
PRT200

CODE	M.U.	PRT20HA3201000	PRT20FA3201000	PRT20FD3121000	PRT200D3121000
Power Supply	V - Hz	230-1-50/60 +48VDC	230-1-50/60	48VDC	48VDC
Cooling Capacity	L35L35 W	2000	2000	2000	2000
Cooling Capacity	L35L50 W	1750	1750	1750	1750
Power consumption - L35L50	@230VAC W	1100	1200	--	--
	@48VDC W	100	--	1390	1390
Current consumption - L35L35	@230VAC A	5,5	5,3	--	--
	@48VDC A	2,4	--	29	29
Start-up current	@230VAC A	20	20	--	--
Internal operating temp..	min/max °C	+25 / +45	+25 / +45	+25 / +45	+25 / +45
External operating temp.	min/max °C	-20 / +60	-20 / +60	-20 / +60	-20 / +60
Internal circuit protection degree	CE IP	54	54	54	54
External sound pressure	dB(A)	60	60	69	69
Height (A)	mm	1200	1200	1200	955
Width (B)	mm	417	417	417	417
Depth (C)	mm	300	300	300	300
Weight	kg	63	63	61	58

Optional Predator PRT

CODE	Free Cooling	Emergency Ventilation	Electrical Heating
PRT10FA3201000	•	--	--
PRT10HA3201000	•	•	RSC0.6 / RSC1.0
PRT14FA3201000	•	--	--
PRT14HA3201000	•	•	RSC0.6 / RSC1.0
PRT20FA3201000	•	--	--
PRT20HA3201000	•	•	RSC0.6 / RSC1.0
PRT200D3121000	--	--	--
PRT20FD3121000	•	--	--

Accessories Predator PRT

CODE	Keypad	Flush and Semi-flush mounting frame
PRT10FA3201000	ACTKPDC1010HNL	ACTBSFPRT01FC
PRT10HA3201000	ACTKPDC1010HNL	ACTBSFPRT01FC
PRT14FA3201000	ACTKPDC1010HNL	ACTBSFPRT01FC
PRT14HA3201000	ACTKPDC1010HNL	ACTBSFPRT01FC
PRT20FA3201000	ACTKPDC1010HNL	ACTBSFPRT01FC
PRT20HA3201000	ACTKPDC1010HNL	ACTBSFPRT01FC
PRT200D3121000	ACTKPDC1010HNL	ACTBSFPRT01
PRT20FD3121000	ACTKPDC1010HNL	ACTBSFPRT01FC

Industrial Heat Exchangers

Water/Air Heat Exchangers

Using water as the cooling medium, water/air heat exchangers can provide high cooling capacities in relatively small sizes. They have a higher cooling capacity for the same size of an air conditioner and high savings can be achieved if several units are connected to an industrial chiller.

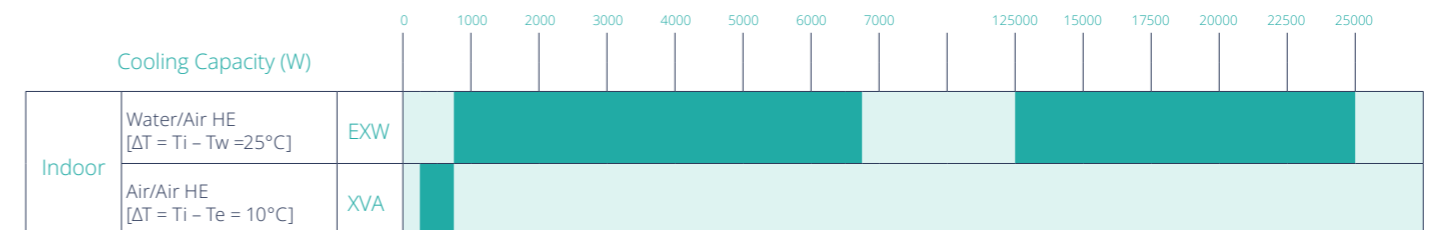
Water/air exchangers are recommended if:

- the outside air has a higher temperature value than the inside air
- the ambient air is extremely oily or dusty
- outside air and humidity must not enter the cabinet
- no heat is released into the environment
- cold/chilled water is available

Air/Air Heat Exchangers

By exploiting the heat exchange between two separate air flows through an aluminium pack, air/air exchangers allow heat to be dissipated inside electrical panels with low maintenance and small dimensions. They are recommended if:

- the outside air has a lower temperature value than the inside air (approx. $\Delta T=10^{\circ}\text{C}$)
- a low cooling capacity is required
- little maintenance is required
- the ambient air is excessively oily or dusty
- outside air and humidity cannot enter the cabinet



EXW
Wall and Roof (EXWxx0H) mounted Water/Air Heat Exchangers
Application: Indoor

pag. 54

XVA
Air/Air Heat exchangers
Application: Indoor

pag. 59

EXW

Indoor

A cooling capacity for every requirement

The EXW range of water/air heat exchangers has a wide range of cooling capacities to meet all requirements. The range offers compact sized units for cooling electrical panels up to 6700W and larger units for cooling panels with high thermal loads, up to 25000W. Two models for rooftop installation (2200W and 6700W) complete the offer.

Control

EXW wall-mounted water/air heat exchangers can be equipped with a mechanical thermostat and solenoid valve to control the water flow required by the exchanger. The roof-top heat exchangers have as standard an electronic thermostat which, in addition to controlling the solenoid valve and the water flow, provides a general alarm, remote control and condensate level control to ensure safety and reliability.

Main Features

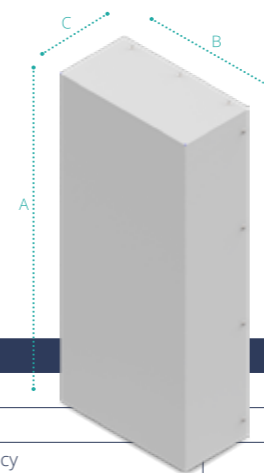
- Cooling capacity: 870-25000 W
- Wall or roof (EXW15H0 ed EXW50H0) mounting
- Certifications: CE, UL Listed

EXW06

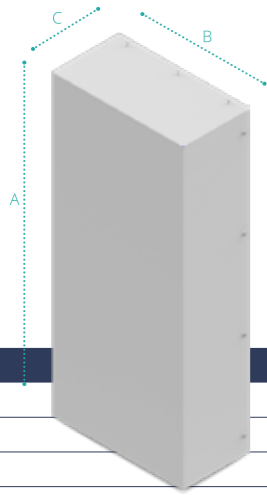


CODE	M.U.	EXW0600220	EXW06U1220	EXW06U1222
UL Listed		--	✓	✓
Rated Voltage	V, ~	230, 1	230, 1	115, 1
Nominal Frequency	Hz	50 60	50/60	60
Cooling Capacity	$\Delta T=25^{\circ}\text{C}$ W	870	870	870
Current Consumption	A	0,28 0,24	0,5	0,5
Absorbed fan power	W	33 36	25	24
Water Flow	l/h	150	150	150
Max water pressure	kPa	500	500	500
Water pressure drop	kPa	2	2	2
Internal operating Temp.	min/max $^{\circ}\text{C}$	+10 / +55	+10 / +55	+10 / +55
Water connection diam.	"	3 / 8	3 / 8 NPT	3 / 8 NPT
Internal circuit protection degree	CE	IP 55	--	--
	UL	Type --	12	12
External sound pressure	dB(A)	35	35	35
Height (A)	mm	403	403	403
Width (B)	mm	306	306	306
Depth (C)	mm	113	113	113
Weight	kg	7	7	7

EXW15

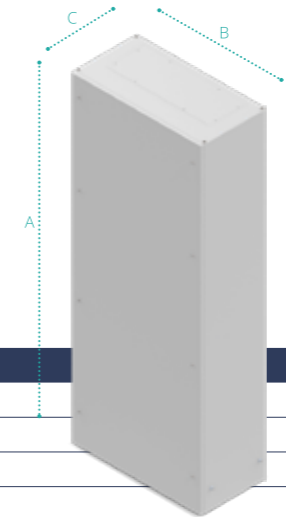


CODE	M.U.	EXW1500220	EXW15U1220	EXW15U1222	EXW15H02207000
UL Listed		--	✓	✓	--
Rated Voltage	V, ~	230, 1	230, 1	115, 1	230, 1
Nominal Frequency	Hz	50 60	50/60	60	50 60
Cooling Capacity	$\Delta T=25^{\circ}\text{C}$ W	2200	2200	2200	2200
Current Consumption	A	0,23 0,29	0,8	0,8	0,23 0,29
Absorbed fan power	W	52 65	75	90	52 65
Water Flow	l/h	150	150	150	150
Max water pressure	kPa	1000	1000	1000	1000
Water pressure drop	kPa	30	30	30	30
Internal operating Temp.	min/max $^{\circ}\text{C}$	+10 / +55	+10 / +55	+10 / +55	+10 / +65
Water connection diam.	"	1 / 2	1 / 2 NPT	1 / 2 NPT	1 / 2
Internal circuit protection degree	CE	IP 55	--	--	54
	UL	Type --	12	12	--
External sound pressure	dB(A)	45	45	45	45
Height (A)	mm	916	916	916	189
Width (B)	mm	402	402	402	772
Depth (C)	mm	206	206	206	404
Weight	kg	20	21	21	30



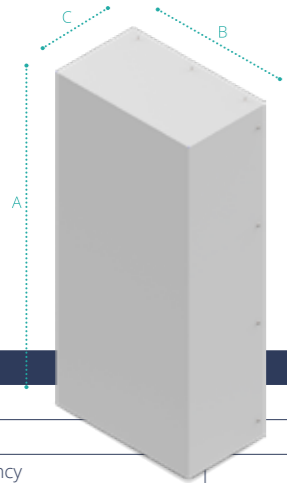
EXW25

CODE	M.U.	EXW2500220	EXW25U1220	EXW25U1222
UL Listed		--	✓	✓
Rated Voltage	V, ~	230, 1	230, 1	115, 1
Nominal Frequency	Hz	50 60	50/60	60
Cooling Capacity	$\Delta T=25^{\circ}\text{C}$ W	3100	3100	3100
Current Consumption	A	0,36 0,46	1	1
Absorbed fan power	W	80 100	90	115
Water Flow	l/h	500	500	500
Max water pressure	kPa	1000	1000	1000
Water pressure drop	kPa	63	63	63
Internal operating Temp.	min/max $^{\circ}\text{C}$	+10 / +55	+10 / +55	+10 / +55
Water connection diam.	"	1 / 2	1 / 2 NPT	1 / 2 NPT
Internal circuit protection degree	CE	IP	55	--
	UL	Type	--	12
External sound pressure	dB(A)	45	45	45
Height (A)	mm	916	916	916
Width (B)	mm	402	402	402
Depth (C)	mm	206	206	206
Weigth	kg	21	22	22



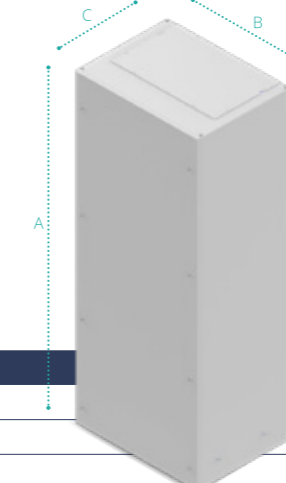
EXWA0

CODE	M.U.	EXWA000220	EXWA000230
UL Listed		--	--
Rated Voltage	V, ~	230, 1	400, 2 460, 2
Nominal Frequency	Hz	50 60	50 60
Cooling Capacity	$\Delta T=25^{\circ}\text{C}$ W	12500	12500
Current Consumption	A	2 3	1 1,18
Absorbed fan power	W	460 680	460 680
Water Flow	l/h	1440	1440
Max water pressure	kPa	1000	1000
Water pressure drop	kPa	90	90
Internal operating Temp.	min/max $^{\circ}\text{C}$	+10 / +55	+10 / +55
Water connection diam.	"	3 / 4	3 / 4
Internal circuit protection degree	CE	IP	54
	UL	Type	--
External sound pressure	dB(A)	50	50
Height (A)	mm	2000	2000
Width (B)	mm	800	800
Depth (C)	mm	400	400
Weigth	kg	90	90



EXW50

CODE	M.U.	EXW5000220	EXW50U1220	EXW50U1222	EXW50H02207000
UL Listed		--	✓	✓	--
Rated Voltage	V, ~	230, 1	230, 1	115, 1	230, 1
Nominal Frequency	Hz	50 60	50/60	60	50 60
Cooling Capacity	$\Delta T=25^{\circ}\text{C}$ W	6700	6700	6700	6700
Current Consumption	A	1,02 1,5	1,3	2	1,02 1,5
Absorbed fan power	W	230 340	285	155	260 340
Water Flow	l/h	860	860	860	860
Max water pressure	kPa	1000	1000	1000	1000
Water pressure drop	kPa	40	40	40	30
Internal operating Temp.	min/max $^{\circ}\text{C}$	+10 / +55	+10 / +55	+10 / +55	+10 / +55
Water connection diam.	"	1 / 2	1 / 2 NPT	1 / 2 NPT	1 / 2
Internal circuit protection degree	CE	IP	55	--	54
	UL	Type	--	12	--
External sound pressure	dB(A)	45	45	45	45
Height (A)	mm	1091	1091	1091	255
Width (B)	mm	503	503	503	905
Depth (C)	mm	293	293	293	509
Weigth	kg	39	39	39	39



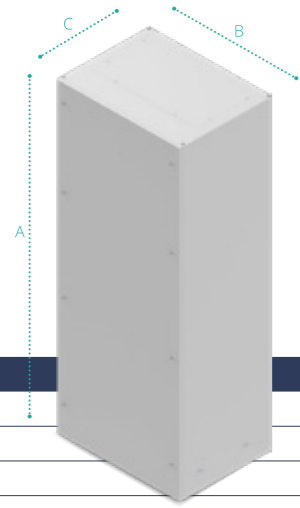
EXWA5

CODE	M.U.	EXWA500220	EXWA500230
UL Listed		--	--
Rated Voltage	V, ~	230, 1	400, 2 460, 2
Nominal Frequency	Hz	50 60	50 60
Cooling Capacity	$\Delta T=25^{\circ}\text{C}$ W	17500	17500
Current Consumption	A	0,78 1,1	0,42 0,56
Absorbed fan power	W	170 250	170 250
Water Flow	l/h	2520	2520
Max water pressure	kPa	1000	1000
Water pressure drop	kPa	121	121
Internal operating Temp.	min/max $^{\circ}\text{C}$	+10 / +55	+10 / +55
Water connection diam.	"	3 / 4	3 / 4
Internal circuit protection degree	CE	IP	54
	UL	Type	--
External sound pressure	dB(A)	50	50
Height (A)	mm	2000	2000
Width (B)	mm	800	800
Depth (C)	mm	600	600
Weigth	kg	90	90

XVA

Indoor

EXWB0



CODE	M.U.	EXWB000220	EXWB000230
UL Listed		--	--
Rated Voltage	V, ~	230, 1	400, 2 460, 2
Nominal Frequency	Hz	50 60	50 60
Cooling Capacity	$\Delta T=25^{\circ}\text{C}$ W	25000	25000
Current Consumption	A	2,2 2,8	0,85 1,13
Absorbed fan power	W	340 500	340 500
Water Flow	l/h	1800	1800
Max water pressure	kPa	1000	1000
Water pressure drop	kPa	65	65
Internal operating Temp.	min/max $^{\circ}\text{C}$	+10 / +50	+10 / +50
Water connection diam.	"	3 / 4	3 / 4
Internal circuit protection degree	CE IP	54	54
	UL Type	--	--
External sound pressure	dB(A)	50	50
Height (A)	mm	2000	2000
Width (B)	mm	800	800
Depth (C)	mm	600	600
Weighth	kg	95	95

Optional EXW

CODE	Special Colour	Solenoid Valve + Thermostat	Stainles Steel AISI304 housing
EXW06	OCAXNS06	OCAEVT1	OCAXI04
EXW15	OCAXNS08	OCAEVT2	OCAXI05
EXW15H	OCAXNS08	STD	OCAXI05
EXW25	OCAXNS08	OCAEVT2	OCAXI05
EXW50	OCAXNS10	OCAEVT2	OCAXI06
EXW50H	OCAXNS10	STD	OCAXI06
EXWA0	OCAXNS10	OCAEVT4	--
EXWA5	OCAXNS11	OCAEVT4	--
EXWB0	OCAXNS11	STD	--

Flexible Installation


Thanks to their compact dimensions, XVA air/air heat exchangers can be installed in all electrical cabinets, even in applications where limited space is required in terms of width and depth. The industrial heat exchangers can be installed externally, but also internally, so as to eliminate any external clutter in the electrical cabinet.

Efficiency and Noise Reduction

XVA heat exchangers can be integrated with a mechanical thermostat to control the external fan. When the set point is reached, the fan is switched off, thus obtaining advantages in terms of efficiency (lower power consumption) and noise (no operation).

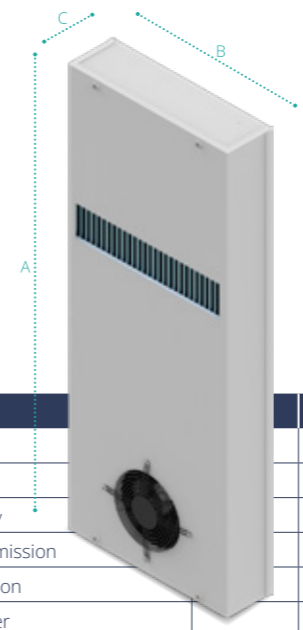
Main Features

- Installation: internal/external
- Patented heat exchange core made of aluminium, to ensure high efficiency with compact dimensions
- Specific heat transmission 16-85 W/k
- Certifications: CE, UL Listed



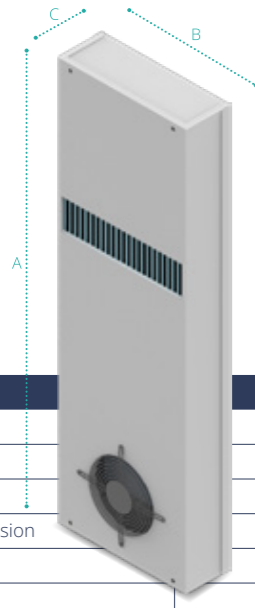
XVA16

CODE	M.U.	XVA1600320	XVA16U1303
UL Listed		--	✓
Rated Voltage	V, ~	230, 1	115, 1
Nominal Frequency	Hz	50/60	60
Specific heat transmission	W/K	16	16
Current Consumption	A	0,6	0,6
Absorbed fan power	W	64	40
Internal operating Temp	min/max °C	-5 / +55	-5 / +55
Ambient temperature limit	min/max °C	-5 / +55	-5 / +55
Internal circuit protection degree	CE IP	54	--
	UL Type	--	12
External soound pressure	dB(A)	58	58
Height (A)	mm	410	410
Width (B)	mm	204	204
Depth (C)	mm	109	109
Installation		Internal / External	External
Machanic Thermostat		No	No
Weigth	kg	4,6	4,6



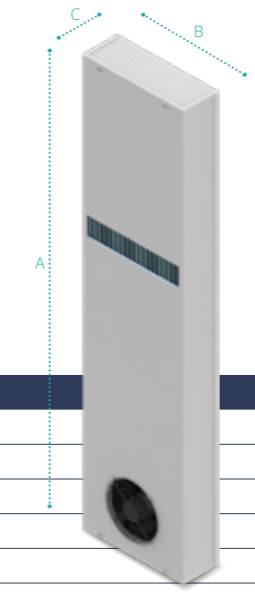
XVA50

CODE	M.U.	XVA5000320	XVA50T0120	XVA50T0220	XVA50U1320	XVA50U1303
UL Listed		--	--	--	✓	✓
Rated Voltage	V, ~	230, 1	230, 1	230, 1	230, 1	115, 1
Nominal Frequency	Hz	50 60	50 60	50 60	50/60	60
Specific heat transmission	W/K	50	50	50	50	50
Current Consumption	A	0,46 0,58	0,46 0,58	0,46 0,58	0,8	1,4
Absorbed fan power	W	100 130	100 130	100 130	150	180
Internal operating Temp	min/max °C	-5 / +55	-5 / +55	-5 / +55	-5 / +55	-5 / +55
Ambient temperature limit	min/max °C	-5 / +55	-5 / +55	-5 / +55	-5 / +55	-5 / +55
Internal circuit protection degree	CE IP	55	55	55	--	--
	UL Type	--	--	--	12	12
External soound pressure	dB(A)	76	76	76	76	76
Height (A)	mm	780	780	780	780	780
Width (B)	mm	312	312	312	312	312
Depth (C)	mm	90	90	90	90	90
Installation		Internal / External	Internal	External	External	External
Machanic Thermostat		No	Yes	Yes	No	No
Weigth	kg	9,5	9,5	9,5	9,5	9,5



XVA35

CODE	M.U.	XVA3500320	XVA35T0120	XVA35T0220	XVA35U1320	XVA35U1303
UL Listed		--	--	--	✓	✓
Rated Voltage	V, ~	230, 1	230, 1	230, 1	230, 1	115, 1
Nominal Frequency	Hz	50 60	50 60	50 60	50/60	60
Specific heat transmission	W/K	35	35	35	35	35
Current Consumption	A	0,46 0,58	0,46 0,58	0,46 0,58	0,8	1,1
Absorbed fan power	W	100 130	100 130	100 130	150	180
Internal operating Temp	min/max °C	-5 / +55	-5 / +55	-5 / +55	-5 / +55	-5 / +55
Ambient temperature limit	min/max °C	-5 / +55	-5 / +55	-5 / +55	-5 / +55	-5 / +55
Internal circuit protection degree	CE IP	55	55	55	--	--
	UL Type	--	--	--	12	12
External soound pressure	dB(A)	76	76	76	76	76
Height (A)	mm	780	780	780	780	780
Width (B)	mm	254	254	254	254	254
Depth (C)	mm	90	90	90	90	90
Installation		Internal / External	Internal	External	External	External
Machanic Thermostat		No	Yes	Yes	No	No
Weigth	kg	7,5	7,5	7,5	7,5	7,5

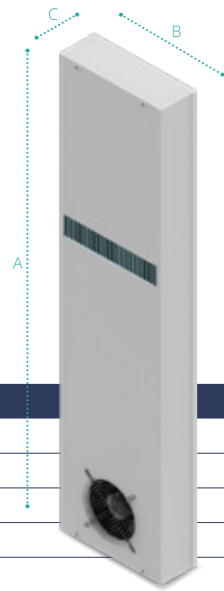


XVA80

CODE	M.U.	XVA8000320	XVA80U1320	XVA80U1303
UL Listed		--	✓	✓
Rated Voltage	V, ~	230, 1	230, 1	115, 1
Nominal Frequency	Hz	50 60	50/60	60
Specific heat transmission	W/K	80	80	80
Current Consumption	A	0,72 0,96	1,3	2,3
Absorbed fan power	W	160 200	180	230
Internal operating Temp	min/max °C	-5 / +55	-5 / +55	-5 / +55
Ambient temperature limit	min/max °C	-5 / +55	-5 / +55	-5 / +55
Internal circuit protection degree	CE IP	55	--	--
	UL Type	--	12	12
External soound pressure	dB(A)	76	76	76
Height (A)	mm	1250	1250	1250
Width (B)	mm	311	311	311
Depth (C)	mm	108	108	108
Installation		Internal / External	External	External
Machanic Thermostat		No	No	No
Weigth	kg	20	20	20

Industrial Ventilation for electrical panels

XVA90



CODE		M.U.	XVA90T0120		XVA90T0220	
UL Listed			--		--	
Rated Voltage		V, ~	230, 1		230, 1	
Nominal Frequency		Hz	50	60	50	60
Specific heat transmission		W/K	85		85	
Current Consumption		A	1,1	1,5	1,1	1,5
Absorbed fan power		W	250	340	250	340
Internal operating Temp	min/max	°C	-5 / +55		-5 / +55	
Ambient temperature limit	min/max	°C	-5 / +55		-5 / +55	
Internal circuit protection degree	CE	IP	55		55	
	UL	Type	--		--	
External sound pressure		dB(A)	75		75	
Height (A)		mm	1250		1250	
Width (B)		mm	311		311	
Depth (C)		mm	108		108	
Installation			Internal		External	
Machanic Thermostat			Yes		Yes	
Weigth		kg	20		20	

Wall and Roof Filter fans for electrical panels

A wall-mounted or roof-mounted fan draws in cold ambient air or exhausts warm air from the electrical panel. They provide simple and economical heat dissipation and offer a compact and efficient solution.

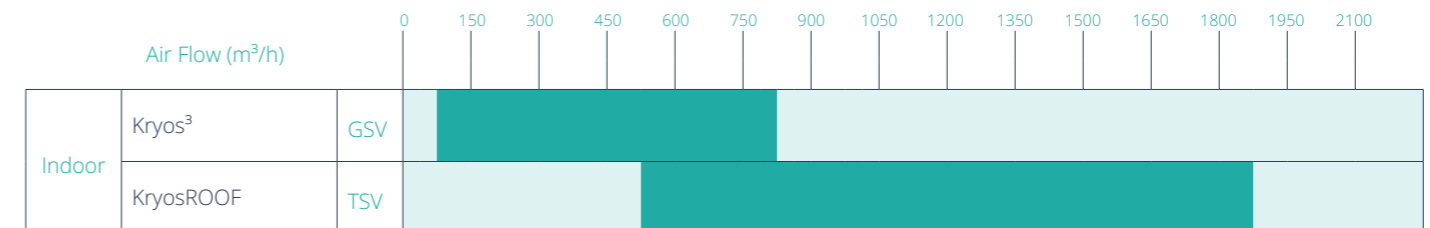
They are recommended if:

- the outside air has a lower temperature value than the inside air (approx. $\Delta T=10^{\circ}\text{C}$)
- a low cooling capacity is required
- little maintenance is required
- the ambient air is not excessively oily or dusty
- outside air and humidity can enter the cabinet



Optional XVA

CODE	Special Colour	Stainless Steel AISI304 housing
XVA16	OCAXNS06	OCAXI01
XVA35	OCAXNS03	OCAXI02
XVA50	OCAXNS03	OCAXI02
XVA80	OCAXNS01	OCAXI03
XVA90	OCAXNS01	OCAXI03



Kryos³
Filter fans for electrical panels
Application: Indoor

pag. 64

KryosROOF
Roof mounted fans for electrical panels
Application: Indoor

pag. 68

Kryos³

Indoor

New design, unaltered quality

Kryos³ GS filters fans, for the ventilation of electrical enclosures, are the optimal solution when the ambient temperature is lower than the temperature inside the cabinet, and can be installed, thanks to their reduced depth, on various types of panels.

Together with a new modern design, **Kryos³** filter fans offer the same wide range of sizes and power supplies as previous generations, allowing you to choose the most suitable solution for your installation and geographical area.


With the **Kryos³** product range, **cosmotec** offers ventilation solutions that use ambient air to directly cool the enclosure while maintaining an adequate degree of protection from dust or water ingress (externally certified tests). The wide range of sizes and power supplies and the reduced depth allow the most suitable choice for the characteristics of the specific application.

User Friendly Installation

Easy to install without the use of tools or screws, thanks to the clips on the rear grille, which provide an adequate seal between the grille and the cabinet. The filter fans can be installed on different types of enclosures with thicknesses between 0.8 and 3 mm, for CNx10 between 0.8 and 2 mm. Fixing with screws is possible for larger thicknesses; each article is provided with embossments on the rear grille.

Main Features


- Easy opening for filter replacement/cleaning
- Screwless fixing system
- In ABS BLEND (RAL7035)
- Air Flow: 35 - 850 m³/h
- Suction/pressure fan orientation
- Protection Degree IP54
- MTBF: 40000 hours
- Certifications: CE, UL Recognized, UL Listed FTTA/FTTA7, CSA, EAC



GSV10

CODE	M.U.	GSF10	GSV1000220	GSV1000203	GSV1000211
UL Recognized - UL Listed FTTA/FTTA7		✓	✓	✓	✓
Rated Voltage	V, ~	--	230, 1	115, 1	24VDC
Nominal Frequency	Hz	--	50 60	50 60	--
Fan Flow GSV	m ³ /h	--	35	35	50
Fan Flow GSV+GSF10/GSF15	m ³ /h	--	24/27	24/27	32/38
Absorbed Power	W	--	11 13	3,6 2,86	6,3
Absorbed Current	A	--	0,07 0,08	0,22 0,175	0,265
Internal operating Temp. min/max	CE	°C	-10 / +70		-10 / +70
	UL		-10 / +55		-10 / +55
Protection Degree	CE	IP	54	54	54
	UL	Type	12	12	12
External Sound pressure	dB(A)	--	33	33	53
Height (A)	mm	119	119	119	119
Width (B)	mm	119	119	119	119
Depth (C1-C2)	mm	10,3 - 18,2	10,3 - 60,2	10,3 - 47,2	10,3 - 47,2


* No UL FTTA



GSV15

CODE	M.U.	GSF15	GSV1500220	GSV1500203	GSV1500211
UL Recognized - UL Listed FTTA/FTTA7		✓	✓	✓	✓
Rated Voltage	V, ~	--	230, 1	115, 1	24VDC
Nominal Frequency	Hz	--	50 60	50 60	--
Fan Flow GSV	m ³ /h	--	67	67	67
Fan Flow GSV+GSF15/GSF20	m ³ /h	--	50/58	50/58	50/58
Absorbed Power	W	--	22 22	22 25	8,1
Absorbed Current	A	--	0,14 0,14	0,26 0,3	0,335
Internal operating Temp. min/max	CE	°C	-10 / +70		-10 / +70
	UL		-10 / +55		-10 / +55
Protection Degree	CE	IP	54	54	54
	UL	Type	12	12	12
External Sound pressure	dB(A)	--	49	49	48
Height (A)	mm	152	152	152	152
Width (B)	mm	152	152	152	152
Depth (C1-C2)	mm	10,3 - 22,2	10,3 - 64,7	10,3 - 64,7	10,3 - 64,7


* No UL FTTA



GSV20

CODE	M.U.	GSF20	GSV2000220	GSV2000203	GSV2000211
UL Recognized - UL Listed FTTA/FTTA7		✓	✓	✓	✓
Rated Voltage	V, ~	--	230, 1	115, 1	24 VDC
Nominal Frequency	Hz	--	50 60	50 60	--
Fan Flow GSV	m³/h	--	108	108	108
Fan Flow GSV+GSF20/GSF25	m³/h	--	75/88	75/88	75/88
Absorbed Power	W	--	22 22	22 24,5	8,1
Absorbed Current	A	--	0,14 0,14	0,26 0,29	0,335
Internal operating Temp. min/max	CE	°C	-10 / +70		-10 / +70
	UL		-10 / +55		-10 / +55
Protection Degree	CE	IP	54	54	54
	UL	Type	12	12	12
External Sound pressure		dB(A)	--	49	48
Height (A)		mm	204	204	204
Width (B)		mm	204	204	204
Depth (C1-C2)		mm	10,3 - 23,2	10,3 - 82,7	10,3 - 82,7


* No UL FTTA



GSV25

CODE	M.U.	GSF25	GSV2500220	GSV2500203	GSV2500211	GSV2501220	GSV2501203
UL Recognized - UL Listed FTTA/FTTA7		✓	✓	✓	✓	✓	✓
Rated Voltage	V, ~	--	230, 1	115, 1	24VDC	230, 1	115, 1
Nominal Frequency	Hz	--	50 60	50 60	--	50 60	50 60
Fan Flow GSV	m³/h	--	190	190	230	270	270
Fan Flow GSV+GSF25/GSF30	m³/h	--	130/160	130/160	190/210	200/220	200/220
Absorbed Power	W	--	25 70	39 38	26,6	50 66	50 75
Absorbed Current	A	--	0,24 0,31	0,59 0,575	0,86	0,25 0,33	0,42 0,63
Internal operating Temp. min/max	CE	°C	-10 / +70		-10 / +70	-10 / +70	-10 / +70
	UL		-10 / +55		-10 / +55	-10 / +55	-10 / +55
Protection Degree	CE	IP	54	54	54	54	54
	UL	Type	12	12	12	12	12
External Sound pressure		dB(A)	--	55	59	62	62
Height (A)		mm	250	250	250	250	250
Width (B)		mm	250	250	250	250	250
Depth (C1-C2)		mm	10,3 - 37,2	10,3 - 102,2	10,3 - 102,2	10,3 - 88,2	10,3 - 88,2

* No UL FTTA



GSV30

CODE	M.U.	GSF30	GSV3000220	GSV3000203	GSV3001220	GSV3001203	GSV3002220	GSV30002203	GSV3002262
UL Recognized - UL Listed FTTA/FTTA7		✓	✓	✓	✓	✓	✓	✓	✓
Rated Voltage	V, ~	--	230, 1	115, 1	230, 1	115, 1	230, 1	115, 1	400,3 460,3
Nominal Frequency	Hz	--	50 60	50 60	50 60	50 60	50 60	50 60	50 60
Fan Flow GSV	m³/h	--	500	500	700	700	850	850	850
Fan Flow GSV+GS-F30/2xGSF30	m³/h	--	380/450	380/450	600/670	600/670	600/670	600/670	600/670
Absorbed Power	W	--	50 63	50 72	115 173	125 170	142 182	115 196	115 204
Absorbed Current	A	--	0,25 0,315	0,42 0,61	0,51 0,77	1,1 1,5	0,63 0,81	1,02 1,24	0,23 0,355
Internal operating Temp. min/max	CE	°C	-10 / +60		-10 / +60	-10 / +55	-25 / +50	-25 / +55	-25 / +55
	UL		-10 / +55		-10 / +55	-10 / +55	-25 / +55	-25 / +55	-25 / +55
Protection Degree	CE	IP	54	54	54	54	54	54	54
	UL	Type	12	12	12	12	12	12	12
External Sound pressure		dB(A)	--	62	65	68	65	71	65
Height (A)		mm	318	318	318	318	318	318	318
Width (B)		mm	318	318	318	318	318	318	318
Depth (C1-C2)		mm	10,3 - 23,2	10,3 - 128,7	10,3 - 128,7	10,3 - 128,2	10,3 - 128,7	10,3 - 150,2	10,3 - 150,2

* No UL FTTA

Spare Air Filter

CODE	10 Filters
GSF10 - GSV10	AVAFAGS10
GSF15 - GSV15	AVAFAGS15
GSF20 - GSV20	AVAFAGS20
GSF25 - GSV25	AVAFAGS25
GSF30 - GSV30	AVAFAGS30



Features

- Material = chemical fibers
- Weight 200 g/m²
- Thickness 14 mm
- Dust holding capacity 600g/m²
- IP54

Additional Air Filter Protection Degree IP55

CODE	5 filters Package
GSF15-GSV15	AVAFGLS15
GSF20-GSV20	AVAFGLS20
GSF25-GSV25	AVAFGLS25
GSF30-GSV30	AVAFGLS30

Features

- Material = chemical fibers
 - Weight 200 g/m²
 - Thickness 7 mm
 - Dust holding capacity 597g/m²
- Installation technical notes in the manual

Hose-proof hood IP56 Protection Degree

CODE	1 Hose-proof hood	Dimensions
GSF10 - GSV10	AVAFSGS10	231 x 150 x 30,7
GSF15 - GSV15	AVAFSGS15	246 x 176 x 45,7
GSF20 - GSV20	AVAFSGS20	331 x 233 x 45,7
GSF25 - GSV25	AVAFSGS25	392,5 x 282 x 75,7
GSF30 - GSV30	AVAFSGS30	482,5 x 350 x 100,7

Features

- Material = galvanised sheet
- Option = AISI304 Stainless Steel



KryosROOF

Indoor

New design, more flexibility

KryosRoof roof mounted fans are the ideal industrial ventilation solution for extracting warm air from the roof. Their compact dimensions allow them to be installed on various types of electrical panels, while the layout and fans ensure high flow rates and operating efficiency. The TSF/TSV feature a new design, compact dimensions and the flexibility properties typical of **cosmotec** products.


Performance and Efficiency

The radial fans on **KryosROOF** provide high flow rates and heads to ensure the correct airflow within the cabinet. In addition, there is a high efficiency version with EC fans and an active control probe, supplied as standard, which adjusts the fan speed to reduce electricity consumption and ensure optimum air flow according to the temperatures in the electrical panel. Electrical consumption can already be reduced by 20/30% at maximum operating conditions. Energy efficiency eliminates energy waste and generates savings that last. Rational use of energy and investment in energy-efficient technological solutions increase the profitability of operations and make them more competitive, modern and efficient. Improving the energy efficiency of production processes helps to reduce fixed production costs, increase the market value of the product and reduce environmental impact. **KryosROOF** extraction towers regulate the air

flow optimally for each operating condition and heat load.


Main Features

- ABS Blend base and galvanised sheet metal cover
- Screwless fixing system
- Air Flow: 500...1870 m³/h
- Version without fan available
- Protection Degree: IP43/Type1 - IP54/Type12
- MTBF: 40000 hours
- RAdial fans with minimum pressure losses
- Certifications: CE, UL Recognized, UL Listed, EAC




TSF/TSV19

CODE	M.U.	TSF19U0 20000000	TSF19U1 20000000	TSV19U0 22000000	TSV19U1 22000000	TSV19U0 20300000	TSV19U1 20300000
UL Recognized - UL Listed FTTA/FTTA7		✓	✓	✓	✓	✓	✓
Rated Voltage	V, ~	--	--	230,1	230,1	115,1	115,1
Nominal Frequency	Hz	--	--	50/60	50/60	60	60
Fan Flow TSV	m ³ /h	--	--	540/575	500/535	555	515
Fan Flow TSV+GSF30	m ³ /h	--	--	460/495	420/455	475	435
Absorbed Power	W	--	--	52/65	52/65	70	70
Absorbed Current	A	--	--	0,21/0,29	0,21/0,29	0,61	0,61
Internal operating Temp.	min/max °C	-40/+60	-40/+60	-25/+55	-25/+55	-25/+55	-25/+55
Protection Degree	CE IP	43	54	43	54	43	54
	UL Type	1	12	1	12	1	12
External Sound pressure	dB(A)	--	--	53	53	53	53
Height (A)	mm	395	395	395	395	395	395
Width (B)	mm	395	395	395	395	395	395
Depth (C)	mm	108	108	112	112	112	112



TSV22

CODE	M.U.	TSV22U0 22000000	TSV22U1 22000000	TSV2200 22010000	TSV2201 22010000	TSV22U0 20300000	TSV22U1 20300000
UL Recognized - UL Listed FTTA/FTTA7		✓	✓	--	--	✓	✓
Rated Voltage	V, ~	230,1	230,1	200...240,1	200...240,1	115,1	115,1
Nominal Frequency	Hz	50/60	50/60	50/60	50/60	60	60
Fan Flow TSV	m ³ /h	800/810	715/725	925	840	785	710
Fan Flow TSV+GSF30	m ³ /h	615/625	530/540	720	635	600	525
Absorbed Power	W	88/116	88/116	85	85	108	108
Absorbed Current	A	0,37/0,49	0,37/0,49	0,7	0,7	0,9	0,9
Internal operating Temp.	min/max °C	-25/+55	-25/+55	-25/+55	-25/+55	-25/+55	-25/+55
Protection Degree	CE IP	43	54	43	54	43	54
	UL Type	1	12	--	--	1	12
External Sound pressure	dB(A)	54	52	56	54	54	52
Height (A)	mm	395	395	395	395	395	395
Width (B)	mm	395	395	395	395	395	395
Depth (C)	mm	112	112	112	112	112	112



TSF/TSV25

CODE	M.U.	TSF25U0 20000000	TSF25U1 20000000	TSV25U0 22000000	TSV25U1 22000000	TSV25U0 20300000	TSV25U1 20300000
UL Recognized - UL Listed FTTA/FTTA7		✓	✓	✓	✓	✓	✓
Rated Voltage	V, ~	--	--	230,1	230,1	115,1	115,1
Nominal Frequency	Hz	--	--	50/60	50/60	60	60
Fan Flow TSV	m³/h	--	--	1425/1520	1365/1480	1470	1420
Fan Flow TSV+2xGSF30	m³/h	--	--	1310/1405	1250/1365	1355	1305
Absorbed Power	W	--	--	230/340	230/340	300	300
Absorbed Current	A	--	--	0,85/1,15	0,85/1,15	2,5	2,5
Internal operating Temp.	min/max °C	-40/+60	-40/+60	-25/+55	-25/+55	-25/+55	-25/+55
Protection Degree	CE IP	43	54	43	54	43	54
	UL Type	1	12	1	12	1	12
External Sound pressure	dB(A)	--	--	63	62	63	62
Height (A)	mm	490	490	490	490	490	490
Width (B)	mm	490	490	490	490	490	490
Depth (C)	mm	188	188	191	191	191	191

TSV35

CODE	M.U.	TSV35U0 22000000	TSV35U1 22000000	TSV3500 22010000	TSV3501 22010000
UL Recognized - UL Listed FTTA/FTTA7		✓	✓	--	--
Rated Voltage	V, ~	230,1	230,1	200...240,1	200...240,1
Nominal Frequency	Hz	50/60	50/60	50/60	50/60
Fan Flow TSV	m³/h	1870	1700	1870	1700
Fan Flow TSV+3xGSF30	m³/h	1520	1350	1520	1350
Absorbed Power	W	168	168	168	168
Absorbed Current	A	1,4/1,4	1,4/1,4	1,4	1,4
Internal operating Temp.	min/max °C	-25/+55	-25/+55	-25/+55	-25/+55
Protection Degree	CE IP	43	54	43	54
	UL Type	1	12	--	--
External Sound pressure	dB(A)	57	57	57	57
Height (A)	mm	490	490	490	490
Width (B)	mm	490	490	490	490
Depth (C)	mm	191	191	191	191

Optional KryosROOF TSV

CODE	Spacial Colour	Stainless Stell 316 housing
TSF/TSV19	OCAxNS12 (1)	AVAIN01 (1)
TSF/TSV22	OCAxNS12 (1)	AVAIN01 (1)
TSF/TSV25	OCAxNS12 (1)	AVAIN02 (1)
TSF/TSV35	OCAxNS12 (1)	AVAIN02 (1)

(1) Only Cover

Heaters

Heaters are useful to avoid too much condensate water into the switchgear or an excessively low temperature. The heaters are made of aluminum to maximize heat transfer and utilize PTC heating elements.

- Suitable for installation on 35mm DIN rails,
- With fan in TH version
- To be used in combination with a thermostat or hygrostat
- Certifications: CE



CODE	M.U.	EH032	EH061	FH101	FH151	TH150	TH300	TH450	TH600
Heating capacity	W	30	60	100	150	150	300	450	600
Power Supply	V	110 - 230	110 - 230	110 - 230	110 - 230	230	110 - 230	110 - 230	110 - 230
Max Current	A	1,0 - 1,5	1,0 - 1,5	3,0 - 3,5	5,0 - 6,0	5,0 - 6,0	8,0 - 10,0	8,0 - 10,0	9,0 - 12,0
Fuse		2	2	2	4	4	4	4	6
Dimensions	mm	85x69x39	95x69x39	134x62x87	170x62x87	145x41x51	115x80x96	140x80x96	140x80x96
Weight	kg	0,2	0,3	0,55	0,7	0,5	0,65	0,75	0,9
Connection Type		spring terminal	spring terminal	spring terminal	spring terminal	terminal board	spring terminal	spring terminal	spring terminal

Thermostats

Devices for cabinet temperature control, with DIN bar installation.

TMF (blue setting screw) = with normally open contact. It can be used for signalling temperature alarms or for controlling ventilation systems.

TMC (red setting screw) = with normally closed contact. Can be used either as an alarm signal or to control heating or anti-condensation heaters.

TEM = to be electrically powered, differs from the previous ones in that it has changeover contacts, a very low tripping differential or hysteresis.



Certifications: CE

CODE	M.U.	TMC	TMF	TEM
Temperature Range	°C	-10 / +80	-10 / +80	+5 / +60
Power Supply	V	110 - 230	110 - 230	230
Dimensions	mm	71 x 35 x 47	71 x 35 x 47	65 x 50 x 61
Switching contact resistive load opening/closing	A	10	10	10 / 5
Accuracy	°C	± 3	± 3	± 1
Thermal Gradient	°C	1	1	1
ON/OFF Differential temperature	K	- 3	- 3	0,5
Contacts	n°	2	2	3
Contacts Position	-	NC	NO	NC / NO
Protection Degree	IP	20	20	20
Weight	g	36	36	100
Electrical Connections	n x Ø	2 x 2,5 mm	2 x 2,5 mm	4 x 2,5 mm
Fixing system	-	DIN 35/15	DIN 35/15	DIN 35



cosmotec
Industrial Cooling

STULZ S.p.A.
Via E.Torricelli 3
37067 Valeggio sul Mincio (VR)
Tel. +39 045.6331600
Fax +39 045.6331635

www.cosmotec.it
info@cosmotec-cooling.com