GB
61 100 301 - 1

Eltako ELECTRONICS

Staircase time switch

TLZ61NP-230V+UC

CE

Only skilled electricians may install this electrical equipment otherwise there is the risk of fire or electric shock!

Temperature at mounting location:
-20°C up to +50°C.
Storage temperature: -25°C up to +70°C.
Relative humidity:
annual average value <75%.

1 NO contact not potential free 10A/250V AC. Incandescent lamps up to 2000W, energy saving lamps ESL and LED lamps up to 200W. Switch-off early warning and permanent light by push-button switchable. Standby loss 0.7 watt only. With ESL optimisation.

Built-in device for installation.
45mm long, 45mm wide, 18mm deep.

Zero passage switching to protect contacts and lamps. This prolongs in particular the lifetime of energy saving lamps.

By using a bistable relay coil power loss and heating is avoided even in the on mode.

The switched consumer may not be connected to the mains before the short automatic synchronisation after installation has terminated.

Control voltage, supply voltage and switching voltage 230V. In addition electrically isolated universal voltage from 8 to 230V UC.

With infinitely variable time range from 1 to 12 minutes.

50mA glow lamp current, dependent on the ignition voltage of the glow lamps.

3-wire and 4-wire circuits, resettable, with attic lighting if 4-wire circuit. Automatic detection of the method of connection.

After a power failure the lighting is switched on again in case the set time has not elapsed yet.

Function rotary switches

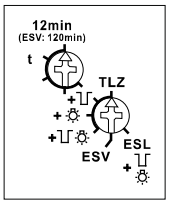

⊔ = Switch-off early warning function

☼ = Permanent light by pushbutton

⊔ ☼ = Switch-off early warning function and permanent light by pushbutton

If switch-off early warning function ⊔ is switched on, the light starts flickering approx. 30 seconds before time-out and is repeated three times at decreasing time intervals.

If permanent light by pushbutton ☼ is switched on, permanent light can be switched on by pressing the pushbutton longer than 1 second. This is switched off automatically after 60 minutes or by pressing the pushbutton longer than 2 seconds.

If both switch-off early warning function and permanent light by pushbutton ⊔ ☼ are switched on, the switch-off early warning function is activated before the permanent light switches off.

When energy saving lamps ESL are completely or partially switched, then set the switch-off early warning with the pushbutton permanent light ESL on the lower rotary switch.

If the function TLZ is selected the **time** can be **extended** within the first second after switching on or resetting by pressing the pushbutton repeatedly up to three times (incrementing). Each momentary-contact control increments the set time once.

The function **ESV**, impulse switch with release delay up to 120 minutes, can be selected optionally. If this function is set it is automatically disconnected after the set delay is timed out if a manual OFF command has not been given. If the timing period is set to minimum in the function **ESV**, the release delay is switched off. The standard impulse switch function **ES** is then set.

Typical connections

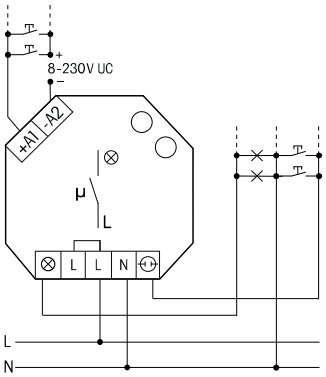

3-wire circuit, resettable

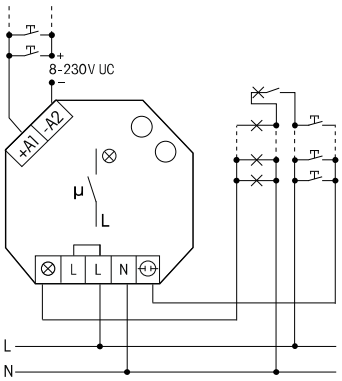

4-wire circuit with, attic lighting, resettable

Technical data

Incandescent lamp load and halogen lamp load[1] 230V	2000W
Fluorescent lamp load with KVG* in lead-lag circuit or non compensated	1000VA
Fluorescent lamps with KVG* shunt-compensated or wih EVG*	500VA
Compact fluorescent lamp with EVG* and energy saving lamps	15x7W, 10x20W
Control pushbutton 230V with glow lamp current up to 50mA	
Lamp connection	
Standby loss (activ power)	0.7W

[1] For lamps with 150W max.

* EVG = electronic ballast units;
KVG = conventional ballast units

Must be kept for later use!

Eltako GmbH

D-70736 Fellbach

Technical Support English:

☎ Michael Thünte +49 176 13582514

✉ thuente@eltako.de

☎ Marc Peter +49 173 3180368

✉ marc.peter@eltako.de

eltako.com

27/2017 Subject to change without notice.