

PD 360/8 BASIC

Order description

PD 360/8 Basic

Item number

EB10430411

GTIN

4015120430411



Product description

- Presence detector with 360° field of detection For ceiling mounting
- Range of up to 8 m in the diameter at a recommended installation height of 3 m
- 10 A high-performance relay
- Zero-cross switching for gentle switching
- Factory setting for immediate operational readiness

Technical data

GENERAL	
Conformity	CE, RoHS, WEEE
Warranty	5 years
ATTACHMENT	
Installation type	Surface mounting
Installation position	Ceiling
HOUSING	
Dimensions	Height/Depth 33 mm, Ø 101 mm
Weight	103 g
Material	UV-stabilised polycarbonate
Protection type	IP40
Permissible ambient temperature	0 °C...+50 °C
Relative humidity	5 - 93 %, non-condensing
Colour	white, similar to RAL 9010
Connection	2,5 mm ² / 1,5 mm ²
ELECTRICAL VERSION	
Protection class	II
Nominal voltage	230 V / 50 Hz
Power consumption	0,2 W
In-rush current	78 A / 5 ms
SENSORS	
Detection angle	360°
Detection range diagonally	Ø 8 m
Detection range head-on	Ø 6 m

Detection range presence	Ø 4 m
Field of detection	up to 50 m ²
Recommended installation height	3 m
Max. mounting height	5 m
Light measurement	mixed light
Level of brightness	5 - 2000 lx
Number of light channels	1
Push button input lighting	1
Push button input HVAC	false
Slave input	No
Number of parallel switchable detectors	6
Fully automatic	yes
Semi-automatic	yes
Impulse feature	yes
constant lighting control	false
Switching delay from "dark to light" [s]	300 s
Switching delay from "light to dark" [s]	30 s
CONTROL	
Channel 1	Lighting
Interface	Switching
Contact	make contact/non-floating
Switching capacity channel 1	230 V AC 50 Hz, 2300 W/10 A (cos # = 1), 1150 VA/5 A (cos # =0.5)
Switch-off delay time	impulse/approx. 15 sec. to 30 min.
Master/slave function	false
constant lighting control	false
Manual override	yes

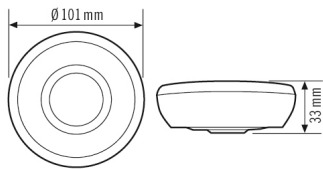
PD 360/8 BASIC

Order description	Item number	GTIN
PD 360/8 Basic	EB10430411	4015120430411

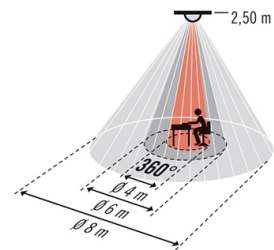
Accessories

Product designation	Item number	GTIN
Basket guard 180/90	EM10425608	4015120425608
Ceiling-mounted set-C	EP10425929	4015120425929

Scale drawing

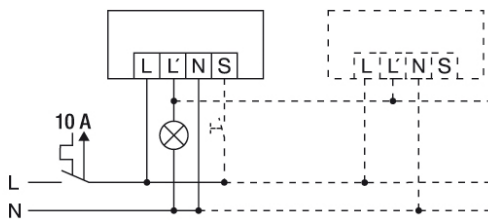


Field of detection



- Operating area approx. \varnothing 4 m
- Head-on to detector approx. \varnothing 6 m
- Passage area / diagonally to detector approx. \varnothing 8 m

Circuit diagram



Standard operation with additional control by means of a closing button. If required, the light can be manually switched on or off with the button. To extend the field of detection, the detectors can be connected in parallel.