

RC 130i white

Order description

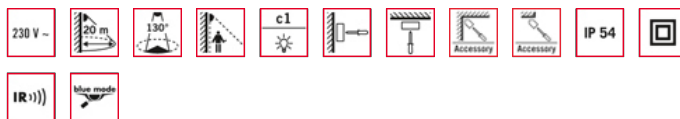
RC 130i white

Item number

EM10015014

GTIN

4015120015014



Product description

- Motion detector with 130° field of detection and large range
- 360° anti-creep protection for unbroken coverage, can be switched off by remote control
- Default settings ensure immediate operability

Technical data

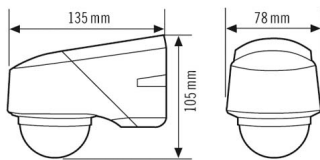
GENERAL	
Conformity	CE, RoHS, WEEE
Warranty	5 years
ATTACHMENT	
Installation type	Surface mounting
Installation position	Ceiling / Wall
HOUSING	
Dimensions	length 135 mm x width 78 mm x Height/Depth 105 mm
Weight	362 g
Material	UV-stabilised polycarbonate
Protection type	IP54
Permissible ambient temperature	-25 °C...+55 °C
Relative humidity	5 - 95 %, non-condensing
Colour	white, similar to RAL 9010
Connection	2,5 mm ² / 1,5 mm ²
ELECTRICAL VERSION	
Protection class	II
Nominal voltage	230 V / 50 Hz
Power consumption	0,3 W
In-rush current	100 A / 200 µs
SENSORS	
Detection angle	130° and 360° anti-creep protection
Detection range diagonally	20 m

Detection range head-on	8 m
Field of detection	up to 114 m ²
Range adjustment	electronic, Mechanical, For each sensor, 1 x 130°
Recommended installation height	2,5 m
Max. mounting height	4 m
Light measurement	mixed light
Level of brightness	2 - 2500 lx
Number of light channels	1
Push button input HVAC	false
Slave input	No
Number of parallel switchable detectors	8
Fully automatic	yes
Semi-automatic	No
Impulse feature	yes
constant lighting control	false
Switching delay from "dark to light" [s]	5 s
Switching delay from "light to dark" [s]	0 s
CONTROL	
Channel 1	Lighting
Interface	Switching
Contact	make contact/non-floating
Switching capacity channel 1	230 V AC 50 Hz, 16 A relay, 2300 W/10 A (cos phi = 1), 1150 VA/5 A (cos phi = 0.5)
Switch-off delay time	impulse/approx. 15 sec. to 30 min.
Master/slave function	false
constant lighting control	false

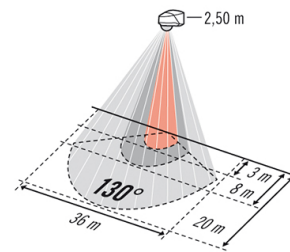
RC 130i white

Order description	Item number	GTIN
RC 130i white	EM10015014	4015120015014
Manual override	No	

Scale drawing

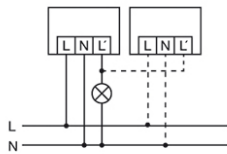


Field of detections

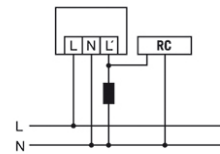


- 360° anti-creep protection approx. 3 m
- Head-on to detector approx. 8 m
- Passage area / diagonally to detector approx. 36 m

Circuit diagram



Circuit diagram



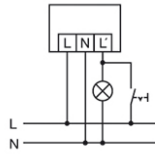
Standard operation parallel connection of max. 8 devices

An RC filter may be required when connecting inductors (e.g. relays, contactors, ballasts).

RC 130i white

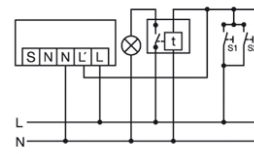
Order description	Item number	GTIN
RC 130i white	EM10015014	4015120015014

Circuit diagram



Standard operation with additional continuous lighting function through external switch.

Circuit diagram



Parallel connection with automatic stairwell light