

PD 360i/8

Order description

PD 360i/8 white

Item number

EM10425004

GTIN

4015120425004



Product description

- Presence detector with 360° field of detection for ceiling mounting
- Range of up to 8 m in diameter
- 16 A high-performance relay (tungsten pre-contact)
- Default settings ensure immediate operability

Technical data

GENERAL	
Conformity	CE, RoHS, SundaHus, WEEE
Warranty	3-year
ATTACHMENT	
Installation type	Recessed mounting
Installation position	Ceiling
Installation dimension	Installation depth: 15 mm, Ø 60 mm
HOUSING	
Dimensions	Height/Depth 48 mm, Ø 140 mm
Weight	264 g
Material	UV-stabilised polycarbonate
Protection type	recessed-mounted IP20, IP54 with surface-mounted box (order separately)
Permissible ambient temperature	0 °C...+50 °C
Relative humidity	5 - 93 %, non-condensing
Colour	white, similar to RAL 9010
Connection	2,5 mm ² / 1,5 mm ²
ELECTRICAL VERSION	
Protection class	II
Nominal voltage	230 V / 50 Hz
Power consumption	1 W
In-rush current	800 A / 200 µs
SENSORS	
Detection angle	360°

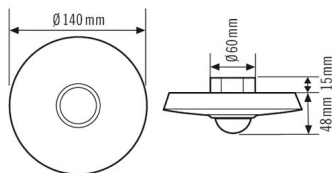
Detection range diagonally	Ø 8 m
Detection range head-on	Ø 4 m
Detection range presence	Ø 3 m
Field of detection	up to 50 m ²
Recommended installation height	3 m
Max. mounting height	5 m
Light measurement	mixed light
Level of brightness	5 - 2000 lx
Number of light channels	1
Push button input lighting	1
Push button input HVAC	false
Slave input	yes
Max. number of slave detectors	6
Fully automatic	yes
Semi-automatic	yes
Impulse feature	yes
constant lighting control	false
Switching delay from "dark to light" [s]	30 s
Switching delay from "light to dark" [s]	0 s
CONTROL	
Channel 1	Lighting
Interface	Switching
Contact	make contact/non-floating
Switching capacity channel 1	230 V AC 50 Hz, 16 A relay, 2300 W/10 A (cos phi = 1), 1150 VA/5 A (cos phi = 0.5)
Switch-off delay time	impulse/approx. 15 sec. to 30 min.
Channel 2	HVAC

PD 360i/8

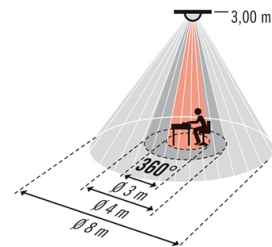
Order description	Item number	GTIN
PD 360i/8 white	EM10425004	4015120425004
Contact	floating, 230 V AC/2 A, 24 V DC/2 A	
Switching capacity channel 2	100 W/460 VA	
Switch-off delay channel 2	impulse/approx. 5 minute – 120 minutes	

Master/slave function	true
constant lighting control	false
Manual override	yes

Scale drawing

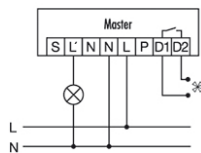


Field of detections

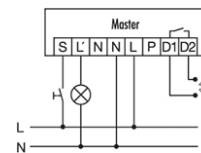


- Operating area approx. \varnothing 3 m
- Head-on to detector approx. \varnothing 4 m
- Passage area / diagonally to detector approx. \varnothing 8 m

Circuit diagram



Circuit diagram



Standard operation

Standard operation with additional control by means of a closing button. If required, the light can be manually switched on or off with the button.

PD 360i/8

Order description

PD 360i/8 white

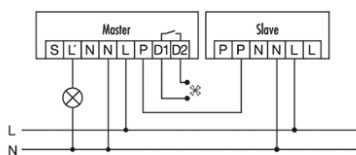
Item number

EM10425004

GTIN

4015120425004

Circuit diagram



Master/slave connection:

The master device controls connected systems according to the programmed settings.

The sole purpose of the slave devices is to register presence and transmit an impulse to the master device when movement is detected.

Caution: a maximum of 6 slave devices may be connected to one master device.