

MD-C 360i/8

Order description

MD-C 360i/8 white

Item number

EP10055393

GTIN

4015120055393



Product description

- Motion detector with 360° field of detection for ceiling mounting
- Range of up to 8 m across at a recommended installation height of 3 m (maximum installation height 5 m) for use in small rooms and passageways with no or little natural lighting
- 16 A high-performance relay (tungsten pre-contact)
- Default settings ensure immediate operability

Technical data

GENERAL	
Conformity	CE, RoHS, SundaHus, WEEE
Warranty	5 years
ATTACHMENT	
Installation type	Recessed mounting
Installation position	Ceiling
Installation dimension	Installation depth: 24 mm, Ø 60 mm
HOUSING	
Dimensions	Height/Depth 62 mm, Ø 108 mm
Weight	144 g
Material	UV-stabilised polycarbonate
Protection type	recessed-mounted IP20, IP20/IP54 with surface-mounted box (order separately), IP20 as recessed ceiling-mounted version (order installation set separately)
Permissible ambient temperature	-25 °C...+50 °C
Relative humidity	5 - 93 %, non-condensing
Colour	white, similar to RAL 9010
Connection	2,5 mm ² / 1,5 mm ²
ELECTRICAL VERSION	
Protection class	II
Nominal voltage	230 V / 50 Hz
Power consumption	0,3 W
In-rush current	800 A / 200 µs

SENSORS

Detection angle	360°
Detection range diagonally	Ø 8 m
Detection range head-on	Ø 6 m
Field of detection	up to 50 m ²
Recommended installation height	3 m
Max. mounting height	5 m
Light measurement	mixed light
Level of brightness	5 - 2000 lx
Number of light channels	1
Push button input lighting	1
Push button input HVAC	false
Slave input	No
Number of parallel switchable detectors	10
Fully automatic	yes
Semi-automatic	yes
Impulse feature	yes
constant lighting control	false
Switching delay from "dark to light" [s]	0 s
Switching delay from "light to dark" [s]	30 s

CONTROL

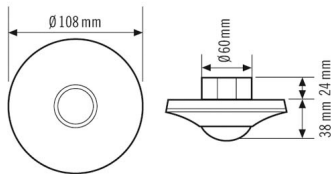
Channel 1	Lighting
Interface	Switching
Contact	make contact/non-floating
Switching capacity channel 1	230 V AC 50 Hz, 16 A relay, 2300 W/10 A (cos phi = 1), 1150 VA/5 A (cos phi = 0.5)
Switch-off delay time	impulse/approx. 1 minute – 30 minutes

MD-C 360i/8

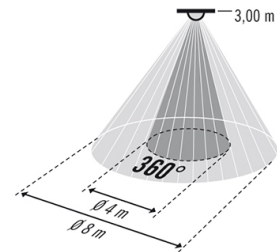
Order description	Item number	GTIN
MD-C 360i/8 white	EP10055393	4015120055393
Master/slave function	false	
constant lighting control	false	

Manual override	yes
-----------------	-----

Scale drawing

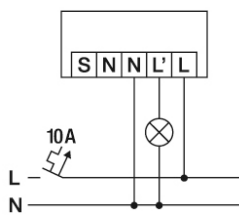


Field of detections



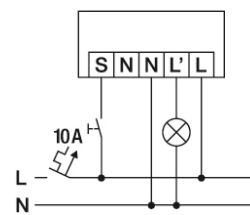
- Head-on to detector approx. \varnothing 6 m
- Passage area / diagonally to detector approx. \varnothing 8 m

Circuit diagram



Standard operation

Circuit diagram



Standard operation with additional control by means of a closing button. If required, the light can be manually switched on or off with the button.

MD-C 360i/8

Order description

MD-C 360i/8 white

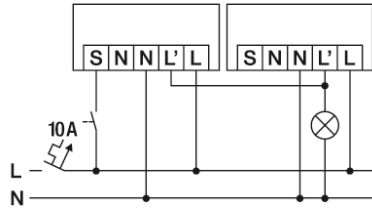
Item number

EP10055393

GTIN

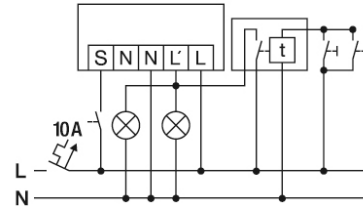
4015120055393

Circuit diagram



A maximum of 10 devices can be connected in parallel.

Circuit diagram



Parallel connection with automatic stairwell light.