

## MD-C 360i/8 mini

### Order description

MD-C360i/8 mini

### Item number

EP10426001

### GTIN

4015120426001



### Product description

- Mini motion detector with 360° field of detection for recessed ceiling mounting
- range of up to 8 m across at a recommended installation height of 3 m (maximum installation height 5 m) for use in small rooms and passageways with no or little natural lighting
- 16 A high-performance relay (tungsten pre-contact)
- Default settings ensure immediate operability

### Technical data

GENERAL	
Conformity	CE, RoHS, WEEE
Warranty	5 years
ATTACHMENT	
Installation type	Recessed mounting
Installation position	Ceiling
Installation dimension	Installation depth: 45 mm, Ø 25 mm
HOUSING	
Dimensions	Height/Depth 60 mm, Ø 33 mm
Weight	103 g
Material	UV-stabilised PE, UV-stabilised polycarbonate
Protection type	IP55
Permissible ambient temperature	-25 °C...+50 °C
Relative humidity	5 - 93 %, non-condensing
Colour	Opal matt
Connection	1.5 mm <sup>2</sup>
ELECTRICAL VERSION	
Protection class	II
Nominal voltage	230 V / 50 Hz
Supply line	60 cm, 4 x 1.00 mm <sup>2</sup>
Power consumption	0,2 W
In-rush current	800 A / 200 µs
SENSORS	

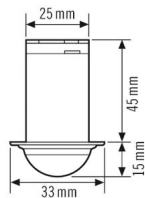
Detection angle	360°
Detection range diagonally	Ø 8 m
Detection range head-on	Ø 5 m
Field of detection	up to 50 m <sup>2</sup>
Recommended installation height	3 m
Max. mounting height	5 m
Light measurement	mixed light
Level of brightness	5 - 2000 lx
Number of light channels	1
Push button input lighting	1
Push button input HVAC	false
Slave input	No
Number of parallel switchable detectors	10
Fully automatic	yes
Semi-automatic	yes
Impulse feature	yes
constant lighting control	false
Switching delay from "dark to light" [s]	0 s
Switching delay from "light to dark" [s]	30 s
CONTROL	
Channel 1	Lighting
Interface	Switching
Contact	make contact/non-floating
Switching capacity channel 1	230 V AC 50 Hz, 16 A relay, 2300 W/10 A (cos phi = 1), 1150 VA/5 A (cos phi = 0.5)
Switch-off delay time	impulse/approx. 1 minute – 15 minutes
Master/slave function	false

## MD-C 360i/8 mini

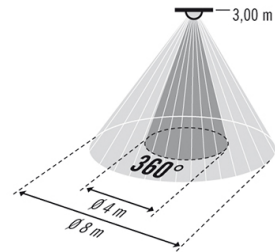
Order description	Item number	GTIN
MD-C360i/8 mini	EP10426001	4015120426001
constant lighting control	false	

Manual override	yes
-----------------	-----

### Scale drawing

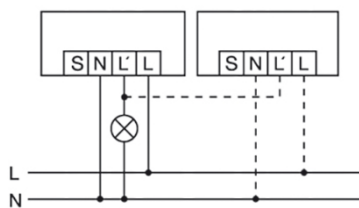


### Field of detections



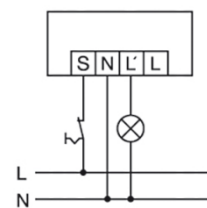
- Head-on to detector approx.  $\varnothing$  4 m
- Passage area / diagonally to detector approx.  $\varnothing$  8 m

### Circuit diagram



Standard operation parallel connection of max. 10 devices

### Circuit diagram

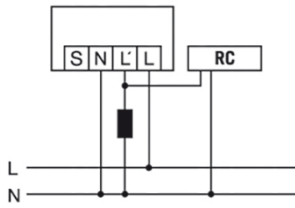


Standard operation with additional control by means of a closing button. If required, the light can be manually switched on or off with the button.

## MD-C 360i/8 mini

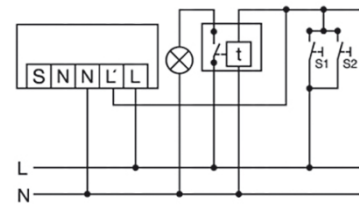
Order description	Item number	GTIN
MD-C360i/8 mini	EP10426001	4015120426001

### Circuit diagram



An RC filter may be required when connecting inductors (e.g. relays, contactors, ballasts).

### Circuit diagram



Parallel connection with automatic stairwell light.