

PD-C 360i/8 mini

Order description

PD-C360i/8 mini

Item number

EP10426025

GTIN

4015120426025



Product description

- Mini presence detector with 360° field of detection for recessed ceiling mounting
- range of up to 8 m in diameter
- 16 A high-performance relay (tungsten pre-contact)
- Default settings ensure immediate operability

Technical data

GENERAL	
Conformity	CE, RoHS, WEEE
Warranty	5 years
ATTACHMENT	
Installation type	Recessed mounting
Installation position	Ceiling
Installation dimension	Installation depth: 45 mm, Ø 25 mm
HOUSING	
Dimensions	Height/Depth 60 mm, Ø 33 mm
Weight	103 g
Material	UV-stabilised PE, UV-stabilised polycarbonate
Protection type	IP55
Permissible ambient temperature	-25 °C...+50 °C
Relative humidity	5 - 93 %, non-condensing
Colour	Opal matt
Connection	1.5 mm ²
ELECTRICAL VERSION	
Protection class	II
Nominal voltage	230 V / 50 Hz
Supply line	60 cm, 4 x 1.00 mm ²
Power consumption	0,2 W
In-rush current	800 A / 200 µs
SENSORS	

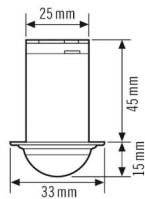
Detection angle	360°
Detection range diagonally	Ø 8 m
Detection range head-on	Ø 5 m
Detection range presence	Ø 3 m
Field of detection	up to 50 m ²
Recommended installation height	3 m
Max. mounting height	5 m
Light measurement	mixed light
Level of brightness	5 - 2000 lx
Number of light channels	1
Push button input lighting	1
Push button input HVAC	false
Slave input	yes
Max. number of slave detectors	10
Fully automatic	yes
Semi-automatic	yes
Impulse feature	yes
constant lighting control	false
Switching delay from "dark to light" [s]	300 s
Switching delay from "light to dark" [s]	30 s
CONTROL	
Channel 1	Lighting
Interface	Switching
Contact	make contact/non-floating
Switching capacity channel 1	230 V AC 50 Hz, 16 A relay, 2300 W/10 A (cos phi = 1), 1150 VA/5 A (cos phi = 0.5)
Switch-off delay time	impulse/approx. 1 minute – 15 minutes

PD-C 360i/8 mini

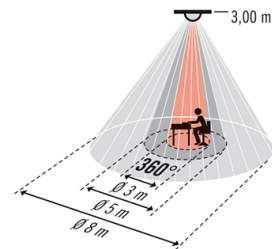
Order description	Item number	GTIN
PD-C360i/8 mini	EP10426025	4015120426025
Master/slave function	true	
constant lighting control	false	

Manual override	yes
-----------------	-----

Scale drawing

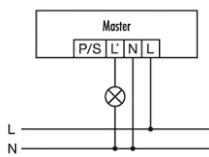


Field of detections

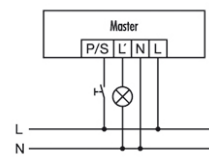


- Operating area approx. Ø 3 m
- Head-on to detector approx. Ø 5 m
- Passage area / diagonally to detector approx. Ø 8 m

Circuit diagram



Circuit diagram



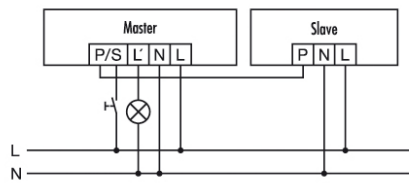
Standard operation

Standard operation with additional control by means of a closing button. If required, the light can be manually switched on or off with the button.

PD-C 360i/8 mini

Order description	Item number	GTIN
PD-C360i/8 mini	EP10426025	4015120426025

Circuit diagram



Master/slave connection:
The master device controls connected systems according to the programmed settings.
The sole purpose of the slave devices is to register presence and transmit an impulse to the master device when movement is detected.
Caution: a maximum of 10 slave devices may be connected to one master device.