

PD-C 360i/24 DIMplus-SM

Order description

PD-C360i/24 DIMplus SM

Item number

EP10426735

GTIN

4015120426735



Product description

- Presence detector with 360° field of detection for ceiling mounting Surface mounted (plaster)
- Range of up to 24 m in diameter at a recommended installation height of 3 m (maximum mounting height 5 m)
- Automatic light control (channel 1) to a constant brightness level depending on presence and natural light (1 - 10 V DC interface)
- Additional HVAC switch contact (channel 2) for switching an additional light source or controlling heating, ventilation and air conditioning depending on presence
- Both a light channel and an HVAC contact with 16 A high-performance relay (tungsten pre-contact)
- Default settings ensure immediate operability

Technical data

GENERAL	
Conformity	CE, RoHS, SundaHus, WEEE
Warranty	5 years
ATTACHMENT	
Installation type	Surface mounting
Installation position	Ceiling
HOUSING	
Dimensions	Height/Depth 74 mm, Ø 108 mm
Weight	317 g
Material	UV-stabilised polycarbonate
Protection type	IP20
Permissible ambient temperature	-25 °C...+50 °C
Relative humidity	5 - 93 %, non-condensing
Colour	white, similar to RAL 9010
Connection	1.5 mm ²
ELECTRICAL VERSION	
Protection class	II
Nominal voltage	230 V / 50 Hz
Power consumption	0,3 W
In-rush current	800 A / 200 µs
SENSORS	
Detection angle	360°
Detection range diagonally	Ø 24 m
Detection range head-on	Ø 11 m

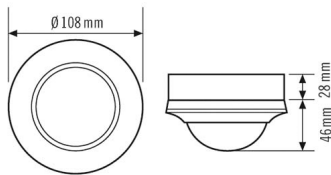
Detection range presence	Ø 8 m
Field of detection	up to 453 m ²
Recommended installation height	3 m
Max. mounting height	5 m
Light measurement	mixed light
Level of brightness	5 - 2000 lx
Number of light channels	1
Number of switching contacts	1
Push button input lighting	1
Push button input HVAC	true
Slave input	yes
Max. number of slave detectors	10
Fully automatic	yes
Semi-automatic	yes
Impulse feature	yes
constant lighting control	true
Switching delay from "dark to light" [s]	300 s
Switching delay from "light to dark" [s]	30 s
CONTROL	
Channel 1	Lighting
Interface	Switching/Dimming
Contact	make contact/non-floating
Switching capacity channel 1	230 V AC 50 Hz, 16 A relay, 2300 W/10 A (cos phi = 1), 1150 VA/5 A (cos phi = 0.5)
Control output	1 - 10 V DC / 50 mA
Switch-off delay time	approx. 1 minute – 30 minutes
Orientation light	10 % luminous efficiency

PD-C 360i/24 DIMplus-SM

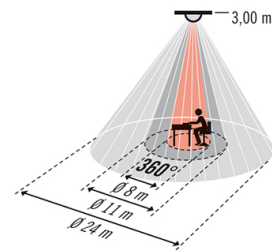
Order description	Item number	GTIN
PD-C360i/24 DIMplus SM	EP10426735	4015120426735
Switch-off delay time, orientation light	approx. 1 min.-60 min.	
Channel 2	HVAC	
Output	Switching	
Contact	make contact/non-floating	
Switching capacity channel 2	230 V AC/2 A, 24 V DC/2 A, Capacitive load/ electronic ballasts max. in-rush current 30 A/20 ms	

Control output	1 - 10 V DC / 50 mA
Switch-off delay channel 2	impulse/approx. 5 minute – 120 minutes
Orientation light	10 % luminous efficiency
Switch-off delay time, orientation light	approx. 1 min.-60 min.
Master/slave function	true
constant lighting control	true
Manual override	yes

Scale drawing

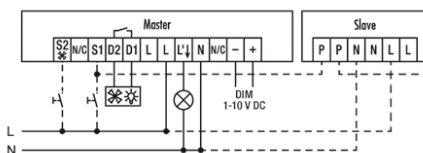


Field of detections



- Operating area approx. \varnothing 8 m
- Head-on to detector approx. \varnothing 11 m
- Passage area / diagonally to detector approx. \varnothing 24 m

Circuit diagram



Master/slave connection:

The master device controls connected systems according to the programmed settings.
The sole purpose of the slave devices is to register presence and transmit an impulse to the master device when movement is detected.

Caution: a maximum of 10 slave devices may be connected to one master device.