

PD-C 360i/24

Order description

PD-C 360i/24 white

Item number

EP10428067

GTIN

4015120428067



Product description

- Presence detector with 360° field of detection For ceiling mounting
- Range of up to 24 m in diameter at a recommended installation height of 3 m for use in offices, classrooms and board rooms, for example, and passageways with natural lighting
- Ideal for use in areas with ceilings of up to 10 m, such as sports halls, warehouses etc.
- 16 A high-performance relay (tungsten pre-contact)
- Default settings ensure immediate operability

Technical data

GENERAL	
Conformity	CE, RoHS, WEEE
Warranty	5 years
ATTACHMENT	
Installation type	Recessed mounting
Installation position	Ceiling
Installation dimension	Installation depth: 24 mm, Ø 60 mm
HOUSING	
Dimensions	Height/Depth 70 mm, Ø 108 mm
Weight	265 g
Material	UV-stabilised polycarbonate
Protection type	recessed-mounted IP20, IP20/IP54 with surface-mounted box (order separately), IP20 as recessed ceiling-mounted version (order installation set separately)
Permissible ambient temperature	-25 °C...+50 °C
Relative humidity	5 - 93 %, non-condensing
Colour	white, similar to RAL 9010
Connection	2,5 mm ² / 1,5 mm ²
ELECTRICAL VERSION	
Protection class	II
Nominal voltage	230 V / 50 Hz
Power consumption	0,3 W
In-rush current	800 A / 200 µs

SENSORS

Detection angle	360°
Detection range diagonally	Ø 24 m
Detection range head-on	Ø 11 m
Detection range presence	Ø 8 m
Field of detection	up to 453 m ²
Recommended installation height	3 m
Max. mounting height	10 m
Light measurement	mixed light
Level of brightness	5 - 2000 lx
Number of light channels	1
Push button input lighting	1
Push button input HVAC	false
Slave input	yes
Max. number of slave detectors	10
Fully automatic	yes
Semi-automatic	yes
Impulse feature	yes
constant lighting control	false
Switching delay from "dark to light" [s]	300 s
Switching delay from "light to dark" [s]	30 s

CONTROL

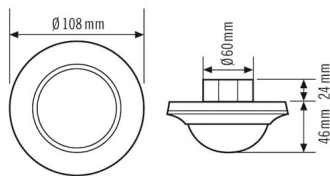
Channel 1	Lighting
Interface	Switching
Contact	make contact/non-floating
Switching capacity channel 1	230 V AC 50 Hz, 16 A relay, 2300 W/10 A (cos phi = 1), 1150 VA/5 A (cos phi = 0.5)

PD-C 360i/24

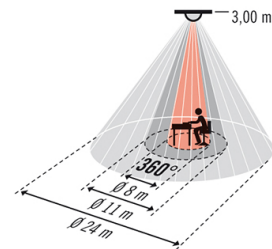
Order description	Item number	GTIN
PD-C 360i/24 white	EP10428067	4015120428067
Switch-off delay time	impulse/approx. 1 minute – 30 minutes	
Master/slave function	false	
constant lighting control	false	

Presence simulation	false
Manual override	yes

Scale drawing

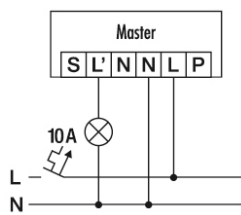


Field of detections



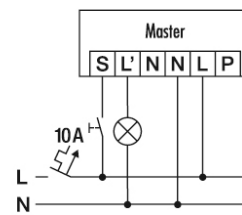
- Operating area approx. \varnothing 8 m
- Head-on to detector approx. \varnothing 11 m
- Passage area / diagonally to detector approx. \varnothing 24 m

Circuit diagram



Standard operation

Circuit diagram



Standard operation with additional control by means of a closing button. If required, the light can be manually switched on or off with the button.

PD-C 360i/24

Order description

PD-C 360i/24 white

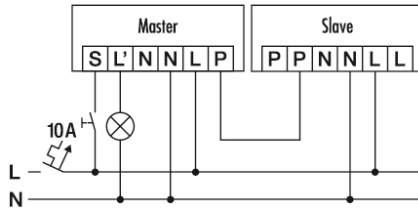
Item number

EP10428067

GTIN

4015120428067

Circuit diagram



Master/slave connection:

The master device controls connected systems according to the programmed settings.

The sole purpose of the slave devices is to register presence and transmit an impulse to the master device when movement is detected.

Caution: a maximum of 10 slave devices may be connected to one master device.