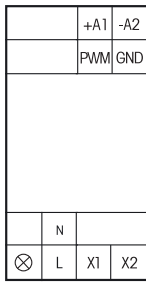


Rotary knob



EUD12DK/800W-UC



Universal dimmer switch with rotary knob, Power MOSFET up to 800 W. Automatic lamp detection. Standby loss 0.2 watt only. With adjustable minimum and maximum brightness.

Modular device for DIN EN 60715 TH35 rail mounting. 2 modules = 36 mm wide, 58 mm deep.

Universal dimmer switch for lamps up to 800 W, depending on ventilation conditions, dimmable 230 V LED lamps and dimmable energy saving lamps (ESL) are also dependent on the lamp electronics and the dimming technology, **see technical data page 9-24.**

Up to 3600W with capacity enhancers LUD12 at the terminals X1 and X2.

Zero passage switching with soft start and soft OFF to protect lamps.

Universal control voltage input 8 to 230 V UC, electrically isolated from the 230 V supply voltage and switching voltage. No minimum load required.

Alternatively, PWM control with 10-24 V DC at the PWM and GND connections.

The setting of the brightness level is stored after switching off (Memory).

In case of a power failure the switching position and the brightness level are stored.

If applicable the dimmer will be switched on at the stored brightness level after the supply voltage is recovered.

Automatic electronic overload protection and over-temperature switch-off.

Maximum brightness (fully dimmed up) is adjustable using the upper % rotary switch.

Use the middle % rotary switch to set the minimum brightness (fully dimmed down).

The lower rotary switch sets the operating mode:

ON: Permanent ON at maximum brightness.

Pos. 1 is an AUTO position and allows the dimming of all lamp types. Switch on and off using pushbutton on the device and/or pushbutton connected to +A1/-A2. Dimming via rotary knob.

Pos. 2 is a comfort setting for dimmable 230 V LED lamps which cannot be dimmed down far enough on AUTO (phase cut-off) due to the design and must therefore be forced at phase control. Switch on and off using pushbutton on the device and/or pushbutton connected to +A1/-A2. Dimming via rotary knob.

Pos. 3 is a comfort setting for energy saving lamps which must be switched on at a higher voltage so that they can be safely switched on cold when they are dimmed down. Switch on and off using pushbutton on the device and/or pushbutton connected to +A1/-A2. Dimming via rotary knob.

Pos. 4 is an AUTO position and allows the dimming of all lamp types. Switch on and off using switch connected to +A1/-A2. Dimming via rotary knob.

Pos. 5 is a comfort setting for dimmable 230 V LED lamps which cannot be dimmed down far enough on AUTO (phase cut-off) due to the design and must therefore be forced at phase control. Switch on and off using switch connected to +A1/-A2. Dimming via rotary knob.

Pos. 6 is a comfort setting for energy saving lamps which must be switched on at a higher voltage so that they can be safely switched on cold when they are dimmed down. Switch on and off using switch connected to +A1/-A2. Dimming via rotary knob.

Pos. 7 is an AUTO position and allows the dimming of all lamp types. Switch on and off and dimming with PWM activation.

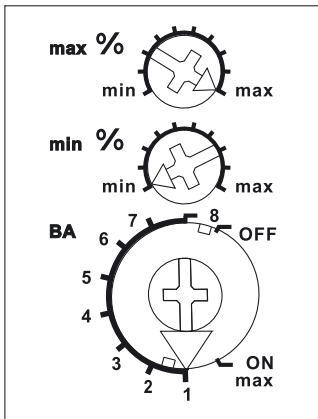
Pos. 8 is a comfort setting for dimmable 230 V LED lamps which cannot be dimmed down far enough on AUTO (phase cut-off) due to the design and must therefore be forced at phase control. Switch on and off and dimming with PWM activation.

In positions 2, 3, 5, 6 and 8 no inductive (wound) transformers should be used.

OFF: Permanent OFF.

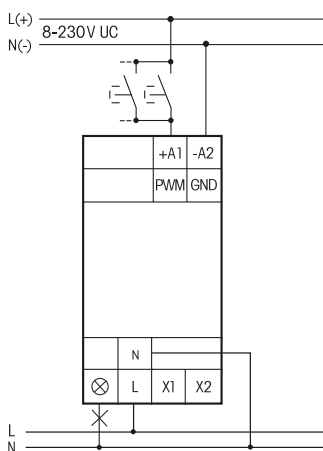
The LED under the upper rotary switch lights up when the lamp is switched on.

Function rotary switches



Standard setting ex works.

Typical connection



Technical data page 9-24.
Housing for operating instructions GBA14,
see accessoires, chapter Z.

EUD12DK/800W-UC	Universal dimmer switch, Power MOSFET up to 800 W	EAN 4010312109656	71,30 €/pc.
------------------------	---	-------------------	--------------------