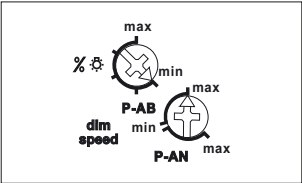
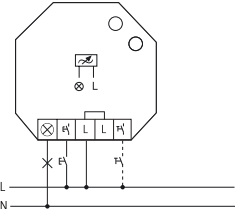


Function rotary switches



Standard setting ex works.

Typical connection



Control by pushbutton switches or light switches.

Technical data page 9-24.

EUD61NPL-230V




Without N connection, POWER MOSFET up to 200 W. Standby loss 0.5 watt only. With control inputs for pushbutton light switches and light switches. With adjustable minimum brightness, dimming technology and dimming speed.

For installation. 45 mm long, 45 mm wide, 18 mm deep.  
Universal dimmer switch for R and C loads up to 200 W, depending on ventilation conditions.  
Dimmable 230 V LED lamps and energy saving lamps ESL in 'trailing edge' mode up to 200 W or up to 40 W in 'leading edge' mode, depending on ventilation conditions.  
If 230 V LED lamps are lightly glowing when they are turned off, a GLE base load must be installed parallel to the lamp.

**It is not permitted to connect L loads (inductive loads, like wounded transformers).**

**Zero passage switching with soft start and soft OFF to protect lamps.**

Control voltage, supply voltage and switching voltage 230 V. Min. load 4 W.  
Short-time control commands switch on/off, permanent control varies the brightness up to the maximum level. A short interruption of control changes the direction of dimming.  
The brightness level is stored after switching off (memory). It is possible to deactivate the memory function by turning 3 times the upper rotary switch to the right stop (max), then it is compatible with ESL. To re-activate the memory function (factory setting), turn the upper rotary switch 3 times to the left stop (min).  
In case of a power failure the switching position and the brightness level are stored, and will switch on after the failure if applicable.

Automatic electronic overload protection and over-temperature switch-off.  
The minimum brightness level (completely dimmed down) can be adjusted **with the upper rotary switch** %   
**The lower rotary switch** allows to choose between the both dimming technologies, P-AN leading or P-AB trailing edge and to change the dimming speed. Simultaneously the duration of soft on and soft off will be adjusted.

**If light switches cannot be replaced by pushbutton light switches, there is a separate control input for light switches:** If the switch is opened briefly after closing, the light is dimmed until the next time it is opened again briefly. The dimming direction changes automatically at both peaks. The dimming direction can also be changed by opening the switch briefly twice.

**Switching operation for children's rooms (only if controlled by pushbutton light switch):** If the light is switched on by holding down the pushbutton, it starts at the lowest brightness level after approx. 1 second and dims up slowly as long as the pushbutton is held down without modifying the last stored brightness level.

**Snooze function (only if controlled by pushbutton light switch):** With a double impulse the lighting is dimmed down from the current dimming position to the minimum brightness level and switched off. The current dimming position as well as the adjustable minimum brightness level determine the dimming time (max. = 60 minutes) which can be reduced as required.

It can be switched off at any time by short-time control commands during the lighting is dimmed down. Holding down the pushbutton during the dimming down process dims up and stops the snooze function.  
**Without N connection, therefore suitable for mounting directly behind the pushbutton light switch or light switch, even if no N wire is available.**

EUD61NPL-230V	Power MOSFET up to 200 W	EAN 4010312109618	58,20 €/pc.
---------------	--------------------------	-------------------	-------------

Recommended retail prices excluding VAT.