

## SUD12/1-10V



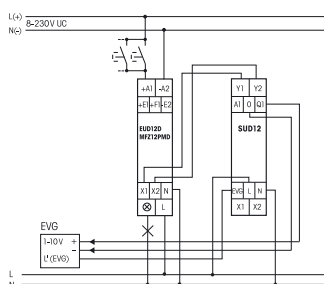
**1 NO contact potential free 600 VA and 1-10 V control output 40 mA. Standby loss 0.9 watt only.**

Modular device for DIN-EN 60715 TH35 rail mounting. 1 module = 18 mm wide, 58 mm deep.  
State-of-the-art hybrid technology combines advantages of nonwearing electronic control with high capacity of special relays.

**The controller SUD12 can be used in two different modes:**

### Mode 1-10 V output

#### Mode 1-10 V output



In this mode electronic ballast units and transformers with a 1-10V interface up to a total control current of 40 mA can be controlled when connected to an universal dimmer switch EUD12D or MFZ12PMD. The EUD15D or the MFZ12PMD is controlled with pushbuttons at the universal control voltage input locally or centrally. The SUD12 converts the dimmer signals from Y1/Y2 to the 1-10 V output 0/Q1 for the interface.

It switches the electronic ballast with a bistable relay at the output EVG (electronic ballast units). **Zero passage switching to protect contacts.** The switching capacity for fluorescent lamps or low voltage halogen lamps with electronic ballast is up to 600 VA.

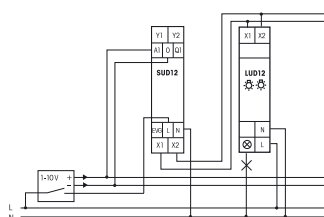
**By using a bistable relay coil power loss and heating is avoided even in the on mode.**

The switched load may not be connected to the mains before the short automatic synchronisation after installation has terminated.

**At the same time a directly dimmable lamp can be connected to the dimmer switch EUD15D.**

**Furthermore the dimmer switch EUD15D or MFZ12PMD can be expanded with capacity enhancers LUD15 for directly dimmable lamps as described on page 9-7.**

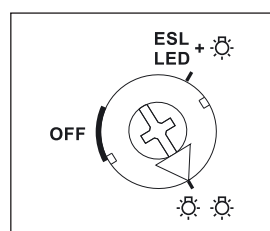
#### Mode 1-10 V input



### Mode 1-10 V input

In this mode the output of a 1-10 V controller can be converted at A1/0 into a direct dimming function when connected to a capacity enhancer LUD15 at terminals X1/X2. The closing operation and the opening operation is also carried out externally at L of the SUD12.

**The rotary switch of the LUD15 must be adjusted to the setting (additional lamps).**



Further capacity enhancers LUD15 in the mode "increase of capacity with additional lamps" can be connected to the controller SUD12 as described on page 9-8.

A 100 K potentiometer for brightness control may also be directly connected to the control input A1/0. If the input A1/0 is disconnected the LUD15 dims to maximum brightness.

Technical data page 9-24.  
Housing for operating instructions GBA14,  
see accessories, chapter Z.

<b>SUD12/1-10V</b>	1 NO contact 600 VA	EAN 4010312108116	<b>56,00 €/pc.</b>
--------------------	---------------------	-------------------	--------------------