




## screw terminal block 1 level feed-through, 4 mm<sup>2</sup>, blue



Series	CBD
Code	CBX24
Type	CBD.4 (Ex)i
HS code	85369010
Colour	blue
<b>TECHNICAL FEATURES</b>	
Function/Type	Feed-through
Rated cross-section	4 mm <sup>2</sup>
<b>Connecting capacity</b>	
Flexible wire	0.5-6 mm <sup>2</sup>
Rigid wire	0.5-6 mm <sup>2</sup>
Wire with ferrule - ferrule type	4 mm <sup>2</sup> - WP40/16
<b>Electrical characteristics according to IEC EN standard</b>	
Maximum voltage AC/DC	1000 V
Maximum current (rated cross-section)	32 A
Caliber	A4
<b>Electrical characteristics according to UL Standard</b>	
Maximum voltage AC/DC	600 V
Maximum current (rated cross-section)	30 A / 32 A
Section (min-max)	20-10 (AWG)
Tightening torque value (UL)	1 lb.in
<b>Electrical characteristics according to ATEX directive and IEC Ex standard</b>	
Maximum voltage AC/DC	500 / 630 V
Maximum current (rated cross-section)	32 A
Operating temperature Min/Max	-40 °C / +110 °C
Rated impulse withstand voltage / pollution degree	12 kV / 3
Insulation stripping length	14 mm
Tightening torque value (nom. / max.)	0.5 / 1.2 Nm
Width (pitch)	6.5 mm
Length	44 mm
Height mounted on TH35-7.5/TH35-15/G32	52 / 60 / 56 mm
Insulation material temperature index (EN 60216-1)	130 °C
Plastic material	Polyamide UL94V-0
<b>ACCESSORIES</b>	
<b>End section</b>	
Grey	-
Blue	CB4/6/PT (Ex)i (cod.CBX25)
Beige	CB4/6/PT (cod. CB241)
Thickness	1.5 mm
<b>Cross-connection</b>	
Model A)	PM/40/... (cod. PM4...)
Model B)	-
Rated current carrying capacity IEC/ATEX	32 A / 32 A
Switchable cross-connection	POS/42 (cod. POS42)
Multiple cross-connection bar	PMP/42/38 (cod. PMP42) 38 poles
Shunting screw and sleeve (Standard / Exe)	CPM/12 (cod. CPM12) - CPX/12 (cod. CPX12)
Protection cover	PRP/6 (cod. PRP06)
Coloured partition plate	DFU/4/R (cod. DU04R)
Cross-connection barrier	DFM/600 (cod. DF600)
Test plug socket	SDD/1 (cod. DD001) - PSD/D (cod. PD004)
Modular test plug	SDD/6 (cod. DD006)
End section for modular test plug	SD6/PT (cod. DD601)
Shielding bar	CBD/SH (cod. CB009) (1)
<b>Marking</b>	
Single marking tag	CNU/8/51 (cod. NU0851S) - CNU/10/61 (cod. NU1061S)
Single marking tag for pitch insertion	-
Warning plate	TTM/12 on 3 and on 4 (cod. TTM12)
<b>End bracket</b>	
TH35 screw type	BT/3 (cod. BT003)
TH35 snap-fit type	BTO (cod. BT007)
TH35 and G32 snap-fit type	BTU (cod. BT005)
<b>Mounting rail</b>	
IEC 60715/TH35	PR/3/...
IEC 60715/G32	PR/DIN/...
<b>APPROVALS AND MARKINGS</b>	
	



1 For more details on accessories, refer to the relevant chapters2 (1) With the shield connection bar, for grounding, the insulation voltage is reduced to 200V

## DESCRIZIONE DEL PRODOTTO

screw terminal block 1 level feed-through, 4 mm<sup>2</sup>, blue