





spring clamp terminal block, 3 levels, 2 feed-through + earth, 2.5 mm², grey

Series	HL
Code	HL500GR
Type	HDE.2/GR
HS code	85369010
Colour	grey
TECHNICAL FEATURES	
Function/Type	3 levels (2 feed-through + earth)
Rated cross-section	2.5 mm ²
Connecting capacity	
Flexible wire	0.2-2.5 mm ²
Rigid wire	0.2-2.5 mm ²
Wire with ferrule - ferrule type	1.5 mm ² - WP15/14
Electrical characteristics according to IEC EN standard	
Maximum voltage AC/DC	500 V
Maximum current (rated cross-section)	24 A
Caliber	B2
Electrical characteristics according to UL Standard	
Maximum voltage AC/DC	-
Maximum current (rated cross-section)	-
Section (min-max)	-
Electrical characteristics according to ATEX directive and IEC Ex standard	
Maximum voltage AC/DC	400 V
Maximum current (rated cross-section)	24 A
Operating temperature Min/Max	-40 °C / +80 °C
Rated impulse withstand voltage / pollution degree	8 kV / 3
Insulation stripping length	10 mm
Width (pitch)	5.2 mm
Length	95 mm
Height mounted on TH35-7.5/TH35-15/G32	75 / 83 / - mm
Insulation material temperature index (EN 60216-1)	130 °C
Plastic material	Polyamide UL94V-0
ACCESSORIES	
End section	
Grey	HLD.2/PT/GR (cod. HL201GR)
Blue	-
Thickness	1.5 mm
Cross-connection	
Cross-connection identification strip	-
Coloured partition plate	-
Cross-connection barrier	DFM/500 (cod. DF500)
Test plug	-
Modular test plug	-
End section for modular test plug	-
Marking	
Single marking tag	CNU/8/51 (cod. NU0851S)
Single marking tag for pitch insertion	-
End bracket	
TH35 screw type	BT/3 (cod. BT003)
TH35 snap-fit type	BTO (cod. BT007)
TH35 and G32 snap-fit type	BTU (cod. BT005)
DIN rail according to IEC 60715/TH35	PR/3/..
APPROVALS AND MARKINGS	  



1 For more details on accessories, refer to the relevant chapters

DESCRIZIONE DEL PRODOTTO

spring clamp terminal block, 3 levels, 2 feed-through + earth, 2.5 mm², grey