








## spring clamp terminal block 1 level earth connection 4 mm<sup>2</sup>

Series	HTE
Code	HT260
Type	HTE.4/1+2
HS code	85369010
Colour	Yellow-green
<b>TECHNICAL FEATURES</b>	
Function/Type	Earth terminal blocks
Rated cross-section	4 mm <sup>2</sup>
<b>Connecting capacity</b>	
Flexible wire	0.2-6 mm <sup>2</sup>
Rigid wire	0.2-6 mm <sup>2</sup>
Wire with ferrule - ferrule type	4 mm <sup>2</sup> - WP40/16
<b>Electrical characteristics according to IEC EN standard</b>	
Maximum current (rated cross-section)	-
Caliber	A4
<b>Electrical characteristics according to UL Standard</b>	
Maximum voltage AC/DC	600 V
Maximum current (rated cross-section)	-
Section (min-max)	24-10 (AWG)
<b>Electrical characteristics according to ATEX directive and IEC Ex standard</b>	
Maximum voltage AC/DC	500 V
Operating temperature Min/Max	-40 °C / +80 °C
Insulation stripping length	12 mm
Width (pitch)	6.2 mm
Length	78 mm
Height mounted on TH35-7.5/TH35-15/G32	45 / 52 / - mm
Insulation material temperature index (EN 60216-1)	130 °C
Plastic material	Polyamide UL94V-0
<b>ACCESSORIES</b>	
<b>End section</b>	
Grey	HMT.4/1+2/PT/GR (cod. HM211GR)
Blue	-
Thickness	1.5 mm
<b>Cross-connection</b>	
Cross-connection identification strip	PTC/SP (cod. PTC0990)
Coloured partition plate	DFH/1/R (cod. DH01R)
Cross-connection barrier	-
Test plug	SDD/1 (cod. DD001)
Modular test plug	-
End section for modular test plug	-
<b>Marking</b>	
Single marking tag	CNU/8/61 (cod. NU0861S)
Single marking tag for pitch insertion	-
<b>End bracket</b>	
TH35 screw type	BT/3 (cod. BT003)
TH35 snap-fit type	BTO (cod. BT007)
TH35 and G32 snap-fit type	BTU (cod. BT005)
DIN rail according to IEC 60715/TH35	PR/3/..
APPROVALS AND MARKINGS	     



1 For more details on accessories, refer to the relevant chapters

## DESCRIZIONE DEL PRODOTTO

spring clamp terminal block 1 level earth connection 4 mm<sup>2</sup>