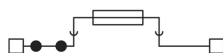




screw terminal block 1 level fuse-holder, 6 mm², grey



Type	SFR.6M	SFR.6
Voltage (V)	250	250
Current (A)	6.3/10	2.5/10
	(max)	(max)
PROTECTION AGAINST OVERLOAD AND SHORT CIRCUIT		
Single configuration (A)	2.5W	0W
	(10/30)	(10/30)
Composite configuration (A)	2.5W	2.5W
	(10/30)	(10/30)
PROTECTION AGAINST SHORT CIRCUIT		
Single configuration (A)	0W	0W
	(10/30)	(10/30)
Composite configuration (A)	0W	0W
	(10/30)	(10/30)

Series	SFR – CBF
Code	SR500GR
Type	SFR.6/M/GR
HS code	85369010
Colour	grey
TECHNICAL FEATURES	
Function/Type	Fuse-holder 5x20
Rated cross-section	6 mm ²
Connecting capacity	
Flexible wire	0.2-10 mm ²
Rigid wire	0.2-10 mm ²
Wire with ferrule - ferrule type	6 mm ² – WP60/20
Electrical characteristics according to IEC EN standard	
Maximum voltage AC/DC	630 V
Maximum current (rated cross-section)	10 A (19 A con CO/5) (1)
Caliber	A5
Electrical characteristics according to UL Standard	
Maximum voltage AC/DC	600 V
Maximum current (rated cross-section)	6.3 A
Section (min-max)	20-8 (AWG)
Tightening torque value (UL)	13 lb.in
Electrical characteristics according to ATEX directive and IEC Ex standard	
Rated impulse withstand voltage / pollution degree	6 kV / 3
Insulation stripping length	11 mm
Tightening torque value (nom. / max.)	0.8 / 1.4 Nm
Width (pitch)	10 mm
Length	79 mm
Height mounted on TH35-7.5/TH35-15/G32	59 / 67 / 63 mm
Insulation material temperature index (EN 60216-1)	130 °C
Plastic material	Polyamide UL94V-0
ACCESSORIES	
End section	
Grey	SFR.6/PT/GR (cod. SR301GR)
Blue	SFR.6/PT (Ex)i (cod. SR401)
Beige	SFR.6/PT (cod. SR301)
Thickness	1.5 mm
Cross-connection	
Model A)	PTC/20/... (cod. PTC20...)
Model B)	-
Rated current carrying capacity IEC/ATEX	25 A
Cross-connection identification strip	PTC/SP (cod. PTC0990)
Coloured partition plate	DFU/7/R (cod. DU07R)
Cross-connection barrier	DFM/300 (cod. DF300)
Test plug socket	SDD/1 (cod. DD001)
Test plug	SDD/1 (cod. DD001)
Marking	
Snap-on numbering strip	CNU/8/51 (cod. NU0851S) – CNU/10/61 (cod. NU1061S)
Single marking tag	-
Fuse type	5x20 mm (1)
Conductive element	CO/5 (cod. VL103)
Light alarm circuit (12...48 V)	KITLSN/12-24 (cod. KIT1224)
Light alarm circuit (110...230 V)	-
End bracket	
TH35 screw type	BT/3 (cod. BT003)
TH35 snap-fit type	BTO (cod. BT007)
TH35 and G32 snap-fit type	BTU (cod. BT005)
Mounting rail	
IEC 60715/TH35	PR/3/...
IEC 60715/G32	-
APPROVALS AND MARKINGS	



* Suitable for 5x20 mm fuses* Can be use as disconnecter, using the accessory, to be inserted in place of the fuse* Accessory with alarm LED, available separately* Fuse available separately
1 For more details on accessories, refer to the relevant chapters2 (1) 10 A with fuse or 19 A with CO/5

DESCRIZIONE DEL PRODOTTO

screw terminal block 1 level fuse-holder, 6 mm², grey