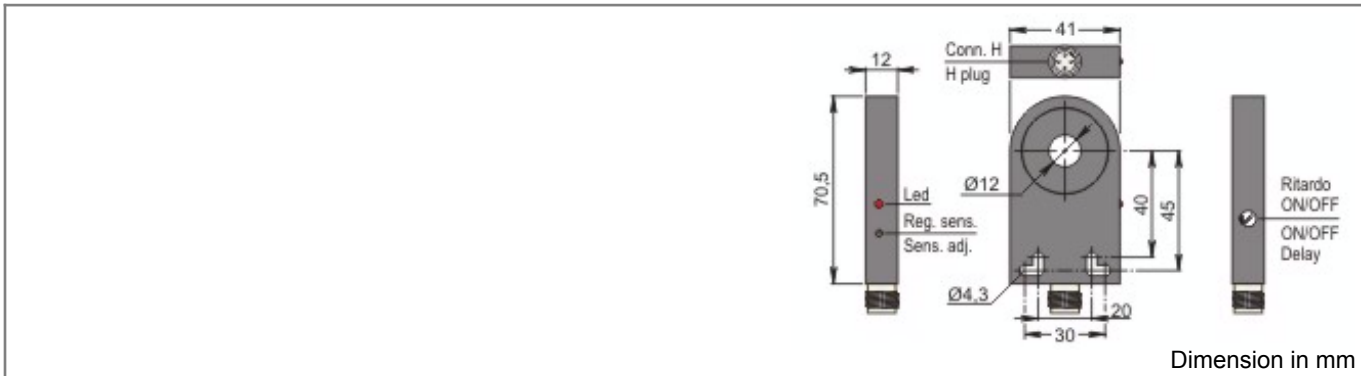




Part number: SIA000118 - Model: SIA12-CE NPN NO+NC H R



TECHNICAL CHARACTERISTICS

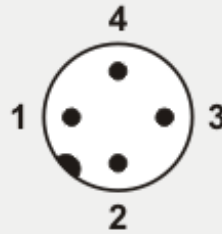
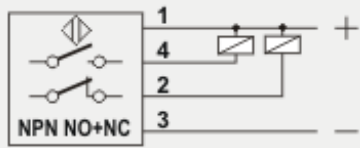
Power supply:	Direct current
Working voltage:	10 ÷ 30 Vdc
Sensing hole diameter (mm):	12
Minimum detectable object (mm):	Ø 1.2 x 2
Output logic:	NPN
Function:	NO+NC
Hysteresis (%Sn):	Depends on the sensitivity
Max switching frequency:	See instructions for installation
Delay ON de-energization:	100 mSec (when inserted)
Repeatability (%Sn):	< = 0.3
Max output current:	200 mA
Absorption:	< 15 mA @ 24Vdc
Voltage drop:	< 1.8 V
Short circuit protection:	Present
Led indicator:	Present
Temperature limits:	-20 ÷ +60 °C
IP rating:	Depending on connector
Housing material:	Plastic
Mechanical characteristics:	SIA12 41x70.5x12
Connection type:	H plug
Weigth:	50 g



Part number: SIA000118 - Model: SIA12-CE NPN NO+NC H R

WIRING DIAGRAM

CONNECTION WITH H PLUG

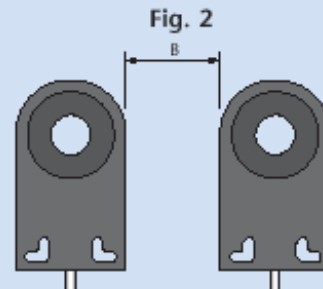
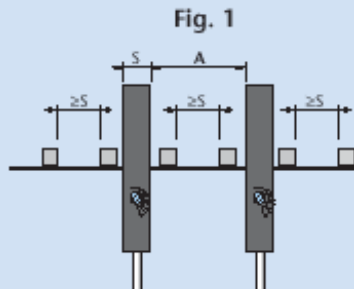


VIEW OF MALE CONNECTOR

- 1 = Brown / +
- 3 = Blue / -
- 4 = Black / output NO
- 2 = White / output NC

INSTRUCTIONS FOR CORRECT INSTALLATION

INSTRUCTIONS FOR CORRECT INSTALLATION



Model	SIA05	SIA12	SIA15	SIA22	SIA30	SIA44	SIA63	SIA100
A (Fig. 1) mm	25	30	30	60	60	300	300	600
B (Fig. 2) mm	10	10	10	20	20	250	250	650

MIN. DIMENSIONS OF THE OBJECT TO DETECT (Fe37)

Model	SIA12	
Length	mm	2
Diameter	mm	1.2

SWITCHING FREQUENCY

The switching frequency of inductive ring sensors depends on delayed impulse time (**when inserted**) according to the formula :

$$\text{Switching frequency (Hz)} = \frac{1}{(T \text{ impulse} + 10) \text{ mS}}$$

Vice versa, the switching frequency will be between 600+1000 Hz.