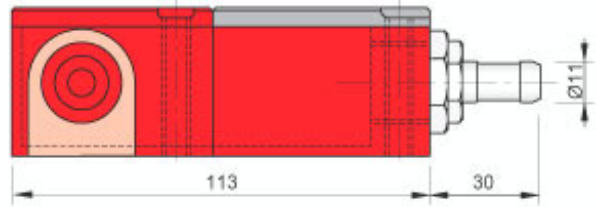




Part number: SIP000103 - Model: SIP40-CE20 PNP NO+NC LC2



Version with cable exit - side view (IP 67)

Dimension in mm

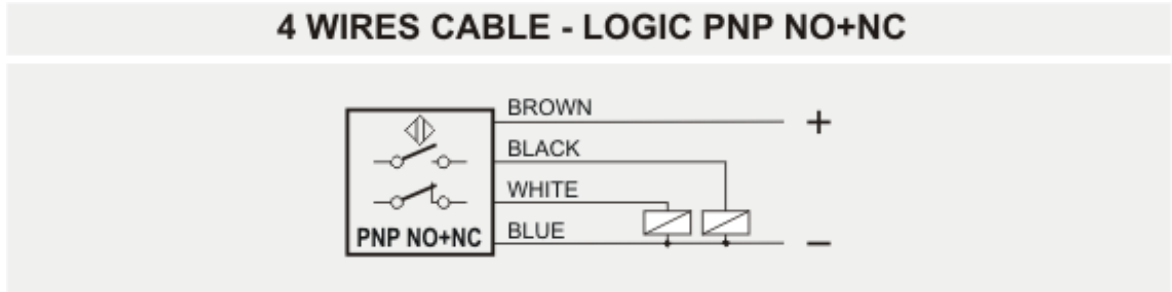
TECHNICAL CHARACTERISTICS

Power supply:	Direct current
Working voltage:	10 ÷ 55 Vdc
Switching distance (mm):	20
Output logic:	PNP
Function:	NO+NC
Hysteresis (%Sn):	< 10%
Max switching frequency:	300 Hz
Repeatability (%Sn):	< = 3
Max output current:	200 mA
Absorption:	< 10 mA @ 24Vdc
Voltage drop:	< 1.8 V
Short circuit protection:	Present
Led indicator:	Present
Temperature limits:	-25 ÷ +70 °C
IP rating:	IP 67
Housing material:	Plastic
Mechanical characteristics:	SIP 40x40x114
Connection type:	Cable 2 m
Cable type:	4x0.25 PVC
Weighth:	280 g



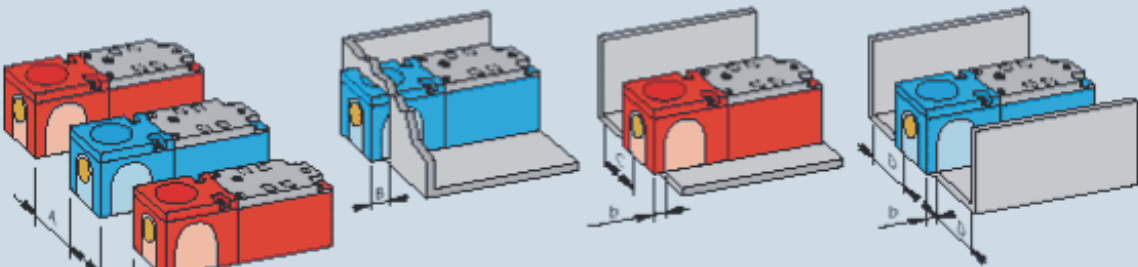
Part number: SIP000103 - Model: SIP40-CE20 PNP NO+NC LC2

WIRING DIAGRAM



INSTRUCTIONS FOR CORRECT INSTALLATION

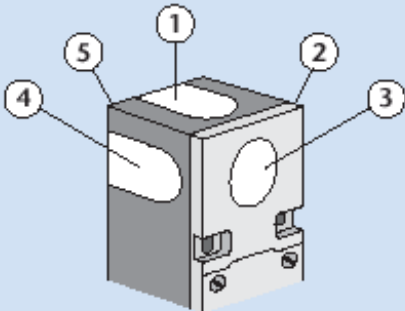
INSTRUCTIONS FOR CORRECT INSTALLATION



Dimensions mm	AB	b	C	D	
SIP 40 ▲	≥30	≥6	≥0	≥0	≥0
SIP 40 ●	≥50	≥40	≥15	≥10	≥15

• The installation example makes reference to the areas marked yellow

ADJUSTABLE SENSITIVITY SIP 40



NOTE: In the SIP 40 sensor the oscillator is contained in a module which clips into the body whose surface can then be sensitive on five different positions. The surface chosen can be identified by applying the circular adhesive label.