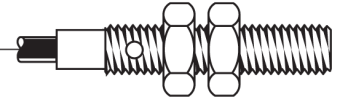


Part number: SIP000146 - Model: SIP40-N15

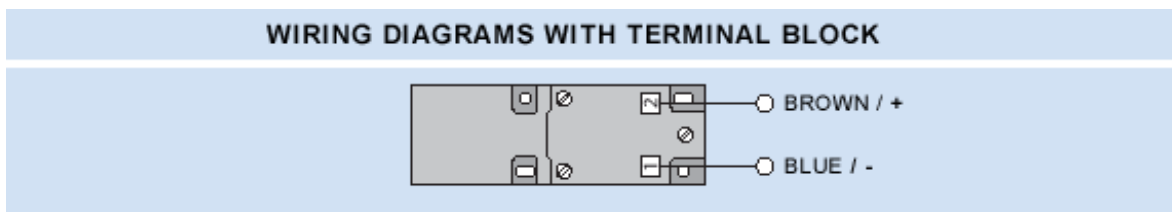


TECHNICAL CHARACTERISTICS	
Power supply:	Direct current
Working voltage:	5 ÷ 30 Vdc
Switching distance (mm):	15
Max switching frequency:	500 Hz
Repeatability (%Sn):	< = 3
Absorption:	On < = 1 mA - Off >= 3 mA @ 8.2V
Temperature limits:	-25 ÷ +70 °C
IP rating:	IP 65
Housing material:	Plastic
Mechanical characteristics:	SIP 40x40x114
Connection type:	Terminal block
Weigth:	200 g



Part number: SIP000146 - Model: SIP40-N15

WIRING DIAGRAM



INSTRUCTIONS FOR CORRECT INSTALLATION

INSTRUCTIONS FOR CORRECT INSTALLATION

Embeddable Cylindrical models

Embeddable Rectangular models

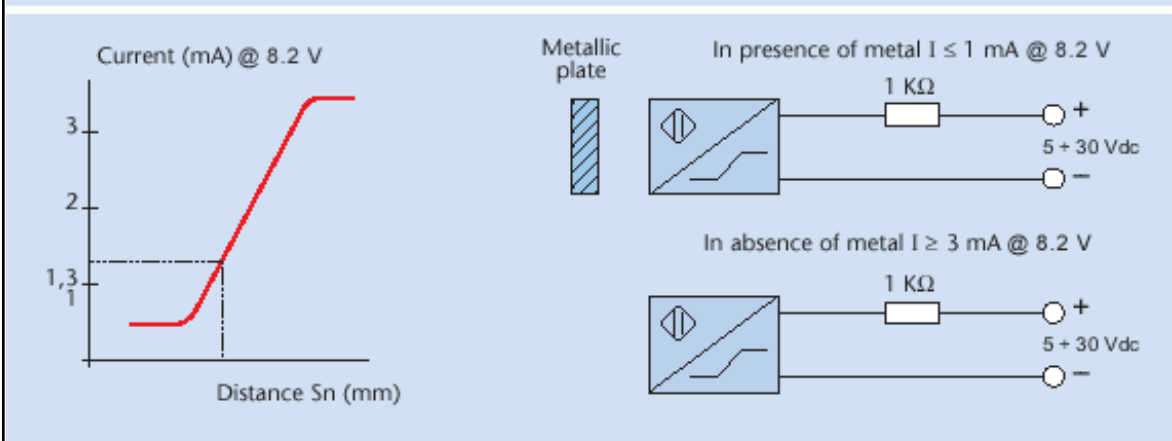
Not embeddable Cylindrical models

Not embeddable Rectangular models

	(A) mm	(A) mm	(B) mm
SI 6.5	≥ 4	≥ 16	≥ 8
SI 8	≥ 4	≥ 16	≥ 8
SI 12	≥ 6	≥ 24	≥ 12
SI 14	≥ 7	≥ 28	≥ 14
SI 18	≥ 9	≥ 36	≥ 18
SI 30	≥ 15	≥ 60	≥ 30
SIP A8	≥ 2	-	-
SIP C8	≥ 2	-	-
SIP 10	≥ 10	-	≥ 0
SIP 12	≥ 6	≥ 12	≥ 6
SIP 17	-	≥ 20	≥ 6
SIP 40	≥ 30	≥ 50	≥ 15
SIQ 80	-	≥ 450	≥ 70

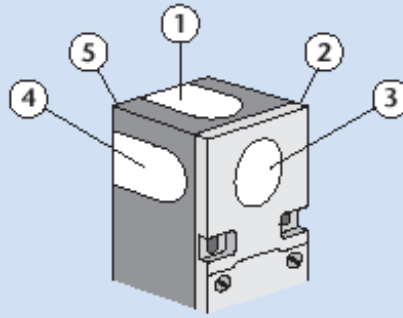
N.B. A = Mutual interference - B = Interference with metallic part

WORKING PRINCIPLE



The NAMUR sensors are electronic devices whose absorbed current varies in the presence of a metallic object. The difference between these sensors and traditional sensors is the absence of amplifier trigger stages.

ADJUSTABLE SENSITIVITY SIP 40



NOTE: In the SIP 40 sensor the oscillator is contained in a module which clips into the body whose surface can then be sensitive on five different positions. The surface chosen can be identified by applying the circular adhesive label.