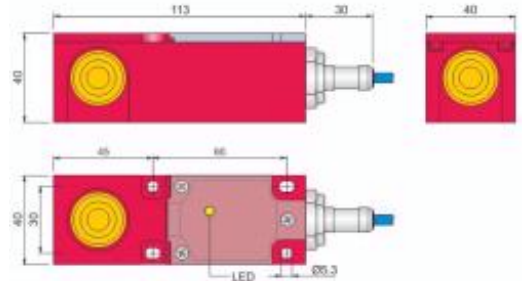




**Part number: YIP000083 - Model: SIP40-N15 LC3 AGD1**



Dimension in mm

### TECHNICAL CHARACTERISTICS

Power supply:	Direct current
Working voltage:	8.2 Vdc (1Kohm)
Switching distance (mm):	15
Output type:	Namur
Hysteresis (%Sn):	1 ÷ 10
Max. switching frequency:	500 Hz
Repeatability (%Sn):	< = 3
Current absorption at 8.2V:	Target detected < = 1 mA - Target not detected >= 3 mA
Led indicator:	Present
Operating temperature limits:	-25 ÷ +60 °C
Storage temperature limits:	-30 ÷ +70 °C
IP rating:	IP 67
Housing material:	Plastic
Cable type:	2x0.50 mm <sup>2</sup> PVC
Weight:	280 g
Mechanical characteristics:	SIP 40x40x114
Connection type:	Cable 3 m
Explosive atmosphere type:	Mixture Air/gas and/or Air/Dust
Equipment category:	1G / 1D
Installation area:	Gas: Zone 0, Zone 1 and Zone 2 - Dust: Zone 20, Zone 21 and Zone22
Protection method:	Intrinsically safe
Marking:	Gas: II 1G Ex ia IIA T5 Ga - Dust: II 1D Ex ia IIIC T100°C Da IP67 -25< Ta
Safety information:	Connection to certified intrinsically safe circuits only with the following values : Uo < = 14.9 V
Conforming standard:	EN60079-0, EN60079-11, EN60079-26 and EN60947-5-6
EC-type examination certificate - ATEX:	IMQ 13 ATEX 019
Certificate of conformity (CoC) - IECEx:	IECEx IMQ 13.0012X



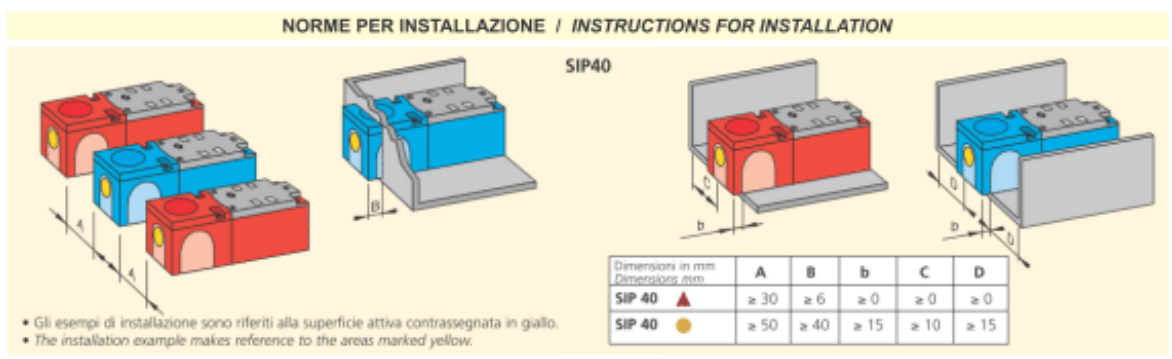
**Part number: YIP000083 - Model: SIP40-N15 LC3 AGD1**

**WIRING DIAGRAM**



**INSTRUCTIONS FOR CORRECT INSTALLATION**

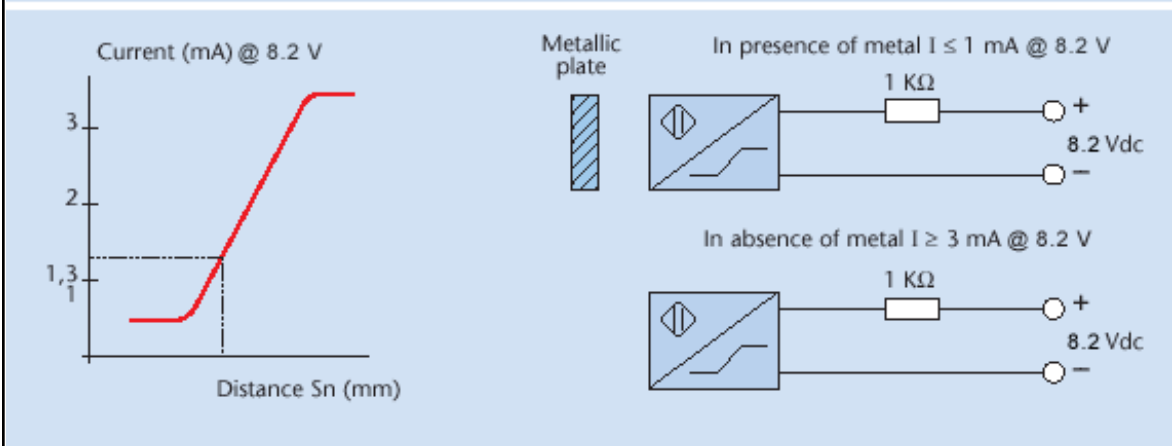
**NORME PER INSTALLAZIONE / INSTRUCTIONS FOR INSTALLATION**



Dimensioni in mm Dimensions, mm	A	B	b	C	D
SIP 40 ▲	≥ 30	≥ 6	≥ 0	≥ 0	≥ 0
SIP 40 ●	≥ 50	≥ 40	≥ 15	≥ 10	≥ 15

• Gli esempi di installazione sono riferiti alla superficie attiva contrassegnata in giallo.  
 • The installation example makes reference to the areas marked yellow.

**WORKING PRINCIPLE**

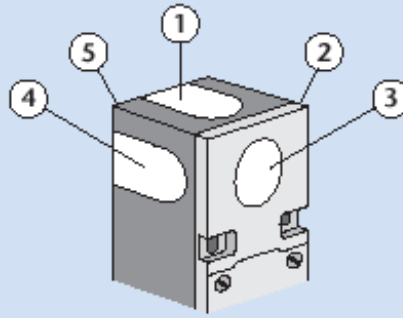


**Current (mA) @ 8.2 V**  
 Distance  $S_n$  (mm)

**Metallic plate**  
 In presence of metal  $I \leq 1 \text{ mA @ } 8.2 \text{ V}$   
 In absence of metal  $I \geq 3 \text{ mA @ } 8.2 \text{ V}$

The NAMUR EX sensors are electronic devices whose absorbed current varies in the presence of a metallic object. The difference between these sensors and traditional sensors is the absence of amplifier trigger stages.

## ADJUSTABLE SENSITIVITY SIP 40



NOTE: In the SIP 40 sensor the oscillator is contained in a module which clips into the body whose surface can then be sensitive on five different positions. The surface chosen can be identified by applying the circular adhesive label.