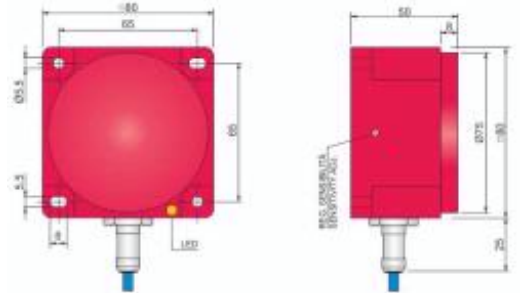




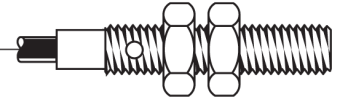
**Part number: YIP000097 - Model: SIQ80-NE50 AGD2**



Dimension in mm

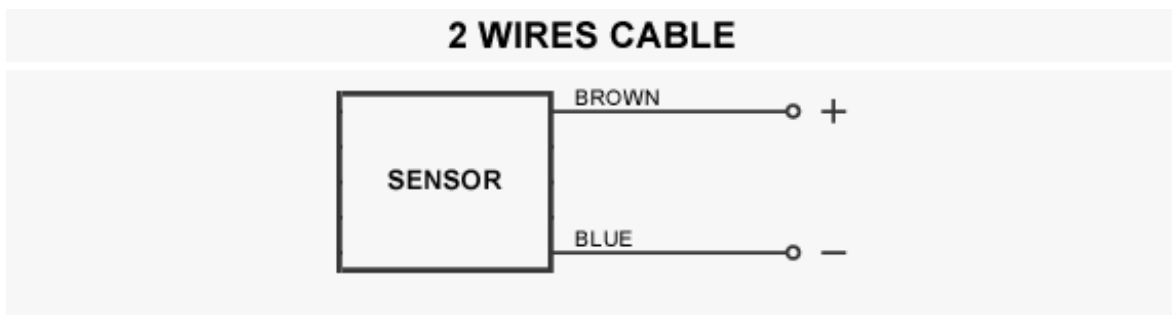
### TECHNICAL CHARACTERISTICS

Power supply:	Direct current
Working voltage:	8.2 Vdc (1Kohm)
Switching distance (mm):	10÷60 (adjustable)
Output type:	Namur
Hysteresis (%Sn):	1 ÷ 10
Max. switching frequency:	100 Hz
Repeatability (%Sn):	< = 3
Current absorption at 8.2V:	Target detected < = 1 mA - Target not detected >= 3 mA
Led indicator:	Present
Operating temperature limits:	-25 ÷ +60 °C
Storage temperature limits:	-30 ÷ +70 °C
IP rating:	IP 67
Housing material:	Plastic
Cable type:	2x0.50 mm <sup>2</sup> PVC
Weight:	460 g
Mechanical characteristics:	SIQ 80x80x50
Connection type:	Cable 3 m
Explosive atmosphere type:	Mixture Air/gas and/or Air/Dust
Equipment category:	2G / 2D
Installation area:	Gas: Zone 1 and Zone 2 - Dust: Zone 21 and Zone22
Protection method:	Intrinsically safe
Marking:	Gas: II 2G Ex ia IIB T5 Gb - Dust: II 2D Ex ia IIIC T100°C Db IP67 -25< Ta
Safety information:	Connection to certified intrinsically safe circuits only with the following values : Uo < = 17 V ,
Conforming standard:	EN60079-0, EN60079-11, EN60079-26 and EN60947-5-6
EC-type examination certificate - ATEX:	IMQ 13 ATEX 019
Certificate of conformity (CoC) - IECEx:	IECEx IMQ 13.0012X



Part number: YIP000097 - Model: SIQ80-NE50 AGD2

WIRING DIAGRAM



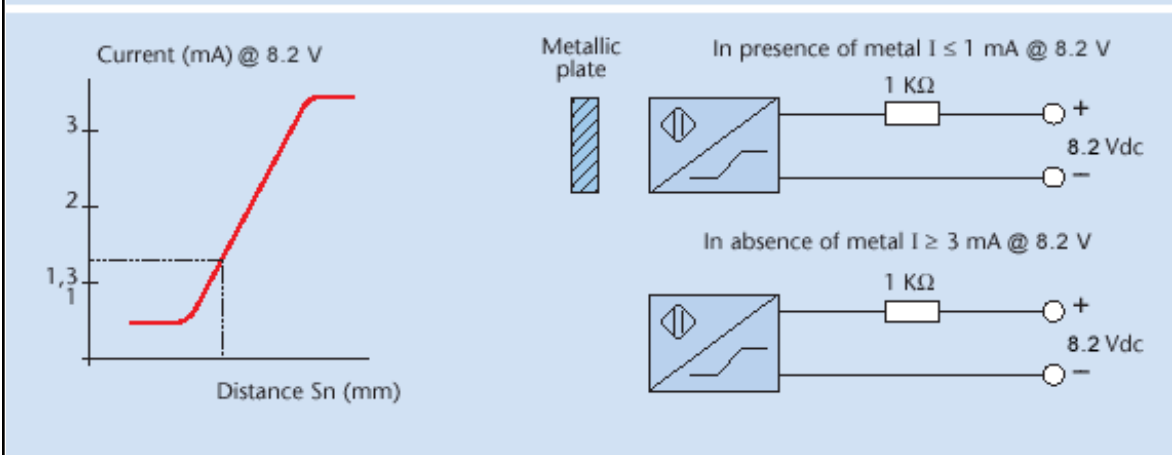
INSTRUCTIONS FOR CORRECT INSTALLATION

NORME PER INSTALLAZIONE / INSTRUCTIONS FOR INSTALLATION

Dimensions in mm Dimensioni in mm	A	B	C
SIQ 80	≥ 450	≥ 45	≥ 70

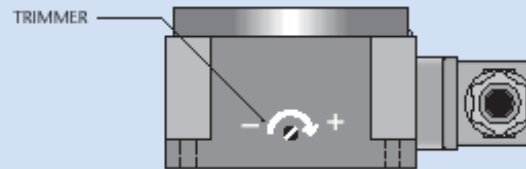
**N.B.:** Le quote A-B-C sono riferite a  $S_n = 35$  mm. Per regolazioni inferiori o superiori della sensibilità, le stesse diminuiscono o aumentano.  
**N.B.:** A-B-C ratings are referred to  $S_n = 35$  mm. To adjust less or more sensitivity they either must be decreased or increased.

WORKING PRINCIPLE



The NAMUR EX sensors are electronic devices whose absorbed current varies in the presence of a metallic object. The difference between these sensors and traditional sensors is the absence of amplifier trigger stages.

## SENSITIVITY ADJUSTMENT



This sensor is supplied with a trimmer for the sensitivity adjustment. The sensitivity increases when the trimmer is rotated in the clockwise direction and decreases in the anti-clockwise direction. Avoid using for a capacity greater than 60 mm referred to a square piece of (FE 37) steel of 1 mm thickness the side of which is equal to 100 mm. When setting the sensor keep in consideration all other metallic objects nearby, in fact setting is suggested to be made when the sensor is installed in the normal working conditions. The sensor is supplied already pre-set to 50 mm sensitivity.