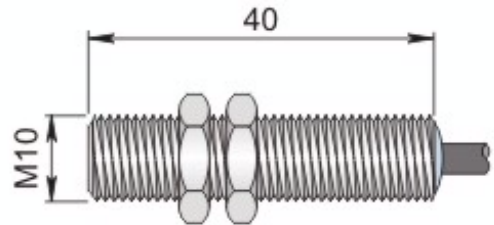


**Part number: SMC000015 - Model: SMC-10 NO**

Dimension in mm

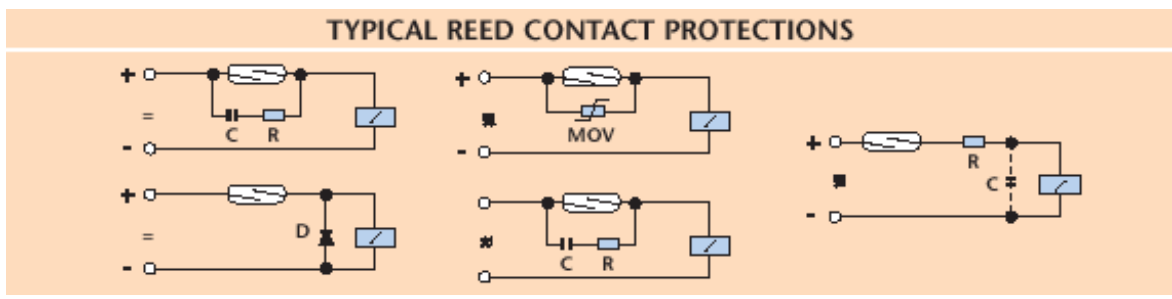
**TECHNICAL CHARACTERISTICS**

|                             |                 |
|-----------------------------|-----------------|
| Max. switching voltage:     | 230 Vac/dc      |
| Max switching current:      | 500 mA          |
| Max. switching power:       | 50 W/VA         |
| Max. switching frequency:   | 230 Hz          |
| Contact type:               | Standard reed   |
| Contact actuation time:     | 2 mSec          |
| Repeatability (%Sn):        | ± 0.3           |
| Temperature limits:         | -25 ÷ +100 °C   |
| IP rating:                  | IP 67           |
| Connection type:            | Cable 2 m       |
| Housing material:           | Nickelled brass |
| Mechanical characteristics: | M10x1           |
| Cable type:                 | 2x0.25 PVC      |
| Weight:                     | 65 g            |

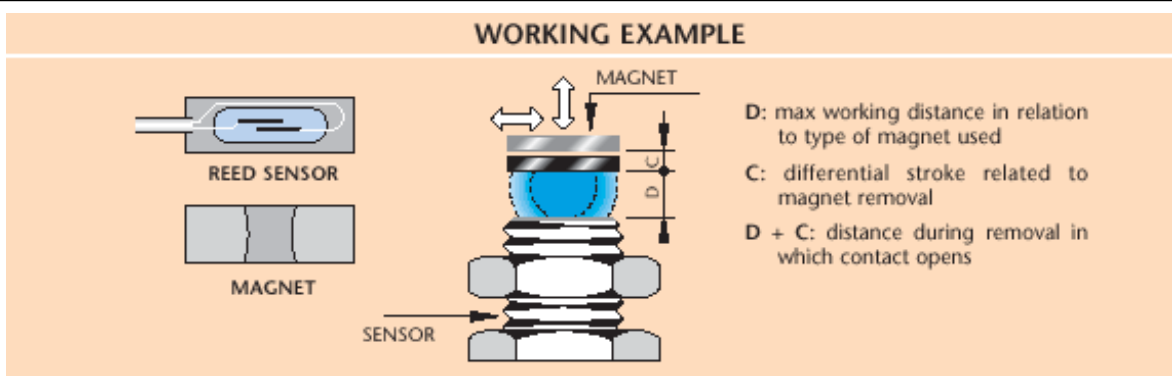


**Part number: SMC00015 - Model: SMC-10 NO**

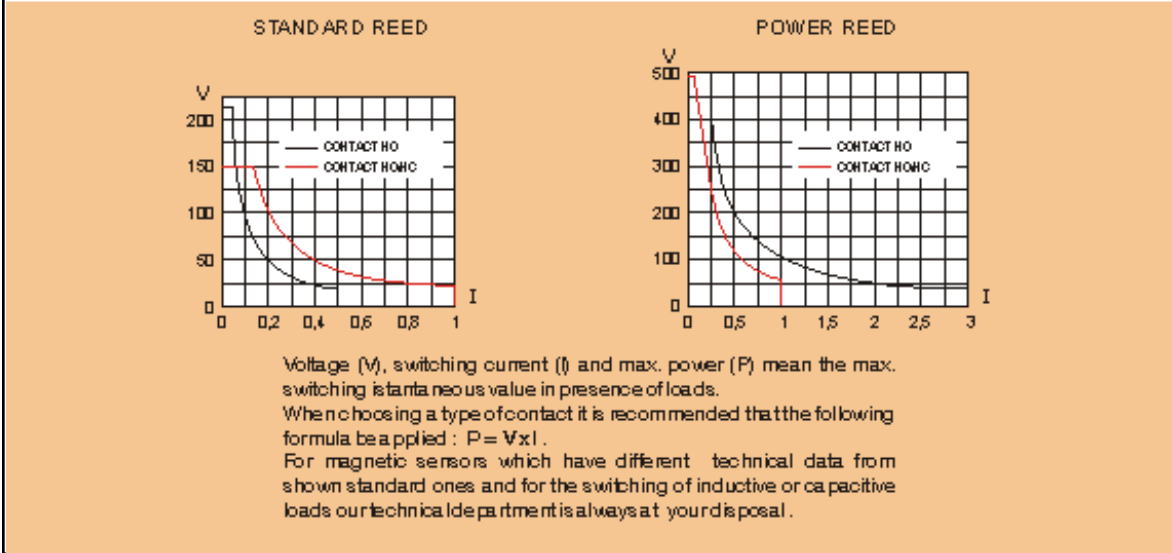
## WIRING DIAGRAM



## INSTRUCTIONS FOR CORRECT INSTALLATION



## SWITCHING POWER DIAGRAMS

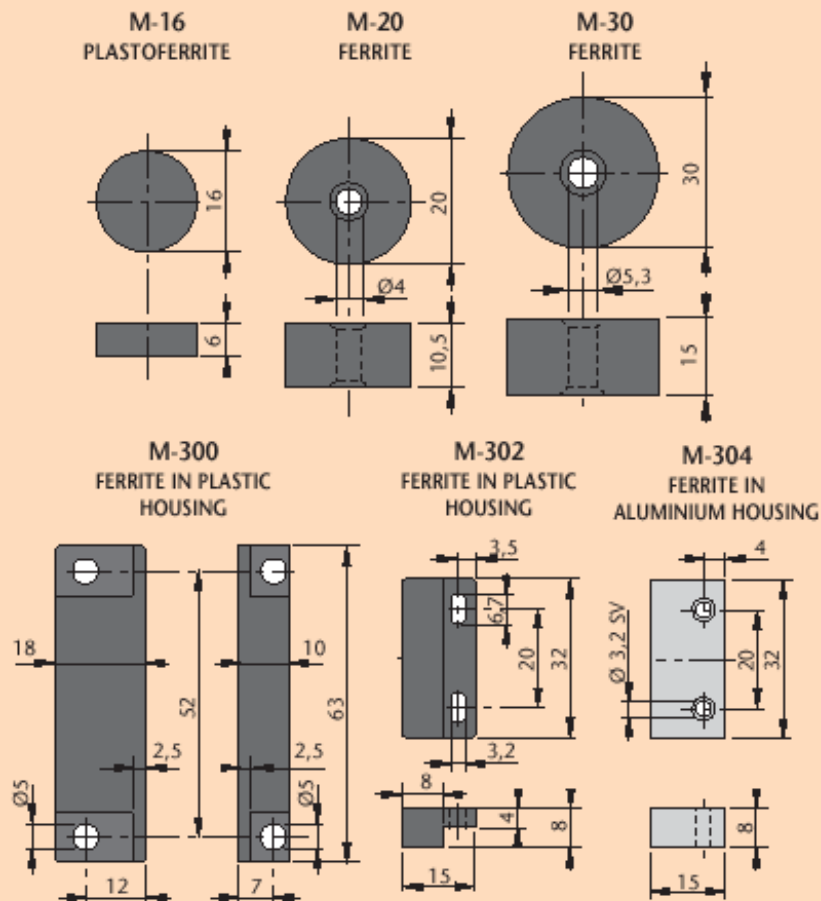


## SENSORS AND MAGNETS SENSING DISTANCE

| SENSOR               | REED       | M16 | M20  | M30   | M300 | M302 | M304 |
|----------------------|------------|-----|------|-------|------|------|------|
| SMC-06/08/10/12/09PG | NO         | 8/2 | 20/4 | 40/5  | 30/4 | -    | -    |
| SMC-06/08/10/12/09PG | CHANGEOVER | 6/3 | 17/3 | 33/5  | 23/5 | -    | -    |
| SMC-12LM/18M/09PGM   | NO         | -   | 10/6 | 33/10 | 18/8 | -    | -    |
| SMC-12LM/18M/09PGM   | CHANGEOVER | -   | 10/6 | 30/10 | 18/8 | -    | -    |
| SMP-302/304          | NO         | -   | -    | -     | -    | 10/4 | 10/4 |
| SMP-302/304          | CHANGEOVER | -   | -    | -     | -    | 10/4 | 10/4 |

The above table states 2 distance values (D/C) in mm. D indicates the sensing distance, C indicates the min. hysteresis value, under this value the contact switches off (see example of functioning). Data shown on the above table have an approximate value, referred to appliances which are not ferromagnetic and with magnet for frontal working. The magnetic sensors can also work with a lateral magnet. In case of setting-up on ferrous surfaces which scatter the magnetic flux, it is necessary to interpose suitable spacers made of non-magnetic metal.

## MAGNET - DIMENSIONS mm



N.B.: Upon request magnets of different sizes. Type M-300 is supplyable without plastic housing, M-300F only in dimensions 39 x 15 x 8 mm.

## WIRING DIAGRAMS

### Standard version

