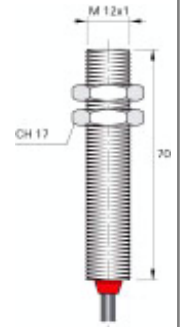




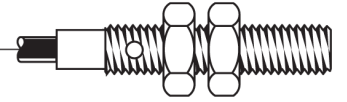
Part number: SMC000112 - Model: SMC-12LM NO LC5



Dimension in mm

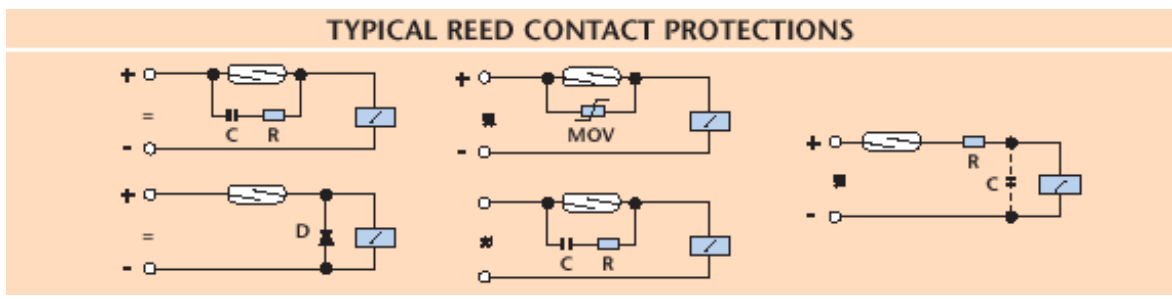
TECHNICAL CHARACTERISTICS

| | |
|-----------------------------|-----------------|
| Max. switching voltage: | 250 Vac/dc |
| Max switching current: | 3:00 AM |
| Max. switching power: | 120 W/VA |
| Max. switching frequency: | 150 Hz |
| Contact type: | Power reed |
| Contact actuation time: | 4.5 mSec |
| Repeatability (%Sn): | ± 0.3 |
| Temperature limits: | -25 ÷ +100 °C |
| IP rating: | IP 67 |
| Connection type: | Cable 5 m |
| Housing material: | Nickelled brass |
| Mechanical characteristics: | M12x1 |
| Cable type: | 2x0.50 PVC |
| Weight: | 200 g |

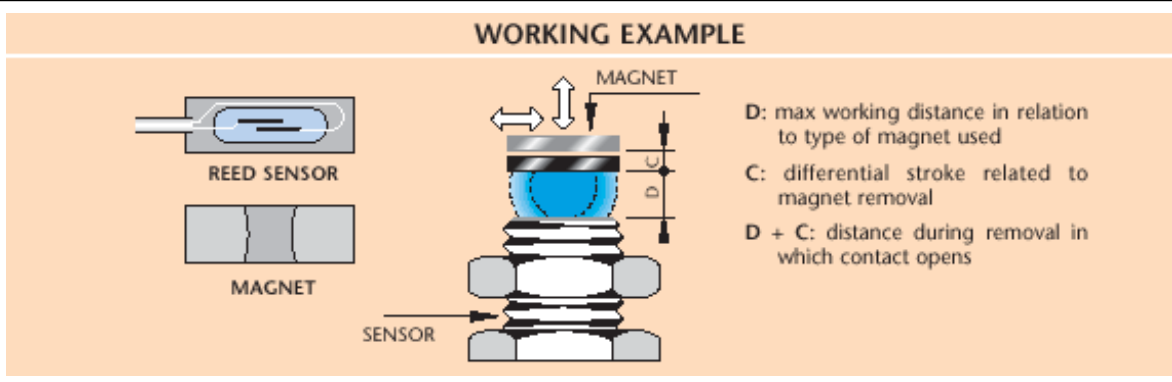


Part number: SMC000112 - Model: SMC-12LM NO LC5

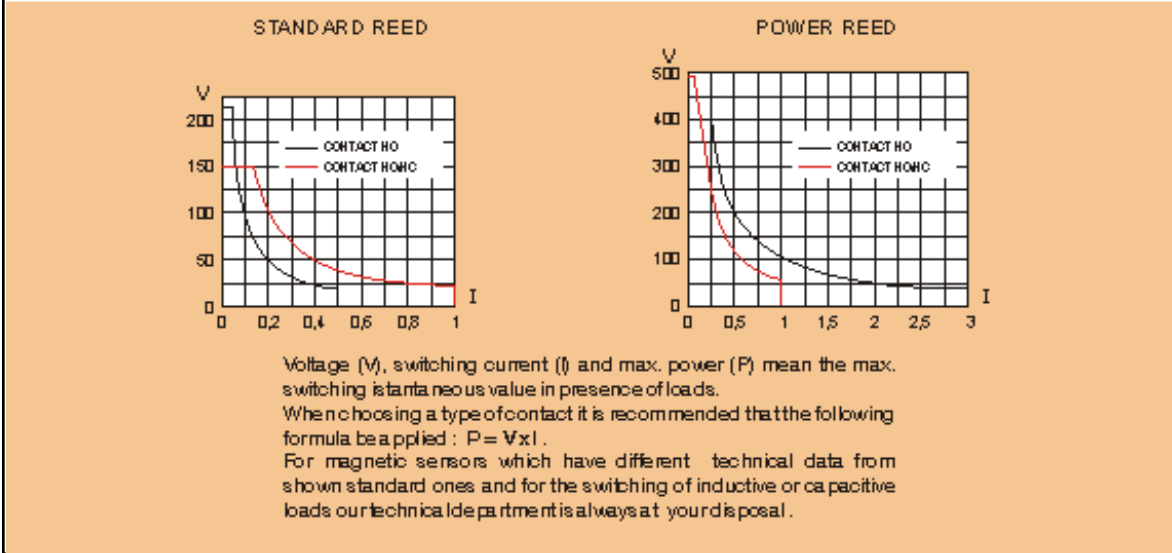
WIRING DIAGRAM



INSTRUCTIONS FOR CORRECT INSTALLATION



SWITCHING POWER DIAGRAMS

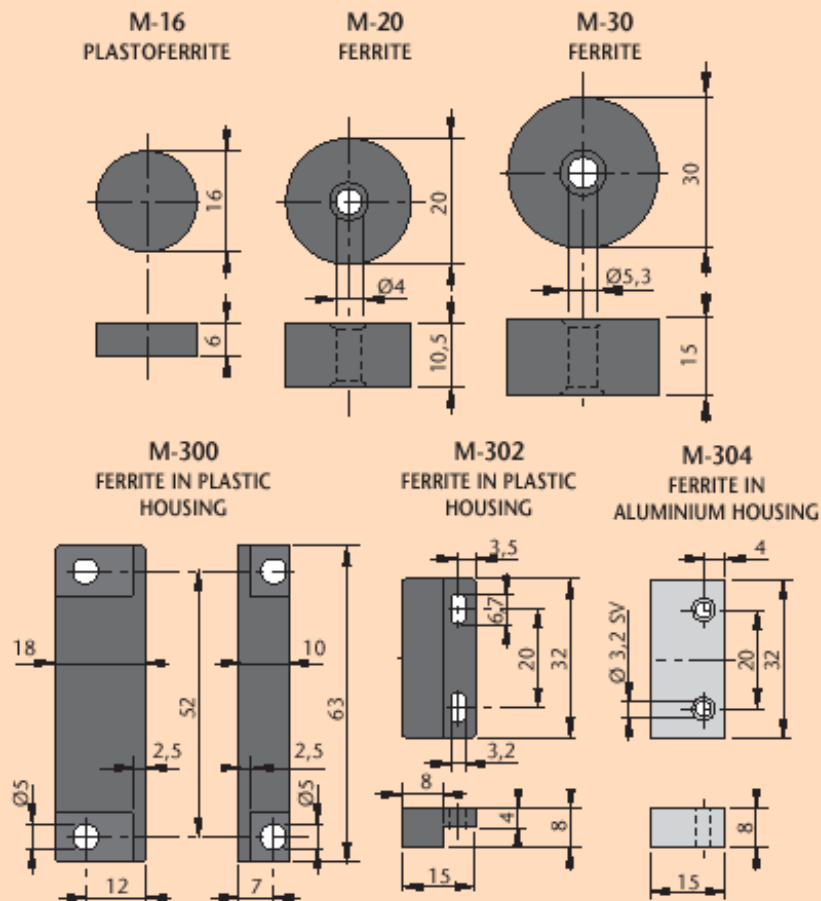


SENSORS AND MAGNETS SENSING DISTANCE

| SENSOR | REED | M16 | M20 | M30 | M300 | M302 | M304 |
|----------------------|------------|-----|------|-------|------|------|------|
| SMC-06/08/10/12/09PG | NO | 8/2 | 20/4 | 40/5 | 30/4 | - | - |
| SMC-06/08/10/12/09PG | CHANGEOVER | 6/3 | 17/3 | 33/5 | 23/5 | - | - |
| SMC-12LM/18M/09PGM | NO | - | 10/6 | 33/10 | 18/8 | - | - |
| SMC-12LM/18M/09PGM | CHANGEOVER | - | 10/6 | 30/10 | 18/8 | - | - |
| SMP-302/304 | NO | - | - | - | - | 10/4 | 10/4 |
| SMP-302/304 | CHANGEOVER | - | - | - | - | 10/4 | 10/4 |

The above table states 2 distance values (D/C) in mm. D indicates the sensing distance, C indicates the min. hysteresis value, under this value the contact switches off (see example of functioning). Data shown on the above table have an approximate value, referred to appliances which are not ferromagnetic and with magnet for frontal working. The magnetic sensors can also work with a lateral magnet. In case of setting-up on ferrous surfaces which scatter the magnetic flux, it is necessary to interpose suitable spacers made of non-magnetic metal.

MAGNET - DIMENSIONS mm



N.B.: Upon request magnets of different sizes. Type M-300 is supplyable without plastic housing, M-300F only in dimensions 39 x 15 x 8 mm.

WIRING DIAGRAMS

Standard version

