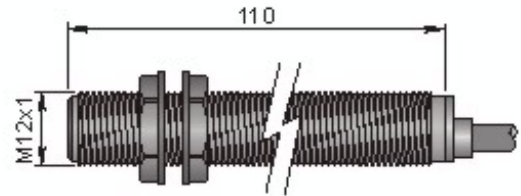




Part number: SMC000235 - Model: SMC/P-12LM S LC5



Dimension in mm

TECHNICAL CHARACTERISTICS

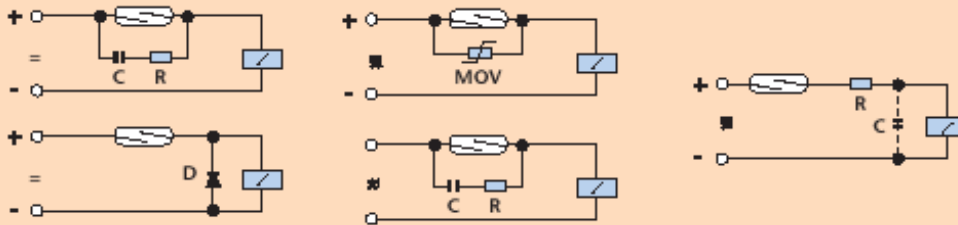
Max. switching voltage:	500 Vac/dc
Max switching current:	1:00 AM
Max. switching power:	60 W/VA
Max. switching frequency:	150 Hz
Contact type:	Power reed
Contact actuation time:	4.5 mSec
Repeatability (%Sn):	± 0.3
Temperature limits:	-25 ÷ +100 °C
IP rating:	IP 67
Connection type:	Cable 5 m
Housing material:	Plastic
Mechanical characteristics:	M12x1
Cable type:	3x0.25 PVC
Weight:	200 g



Part number: SMC000235 - Model: SMC/P-12LM S LC5

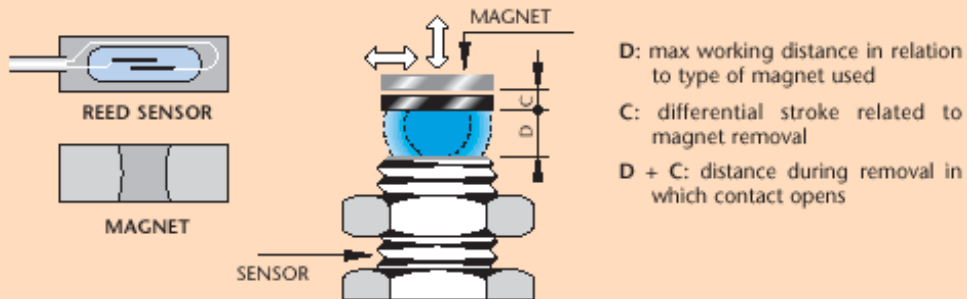
WIRING DIAGRAM

TYPICAL REED CONTACT PROTECTIONS

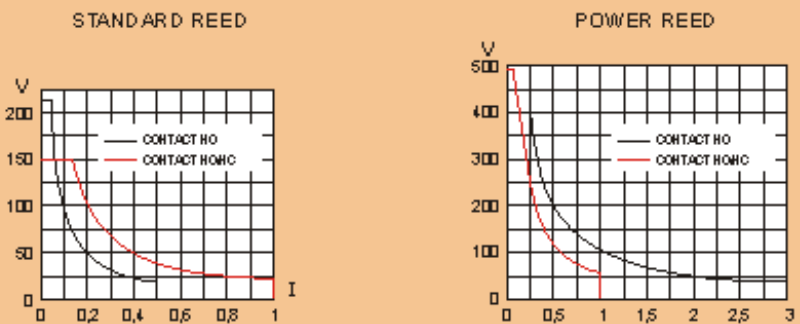


INSTRUCTIONS FOR CORRECT INSTALLATION

WORKING EXAMPLE



SWITCHING POWER DIAGRAMS



Voltage (V), switching current (I) and max. power (P) mean the max. switching instantaneous value in presence of loads.

When choosing a type of contact it is recommended that the following formula be applied: $P = V \times I$.

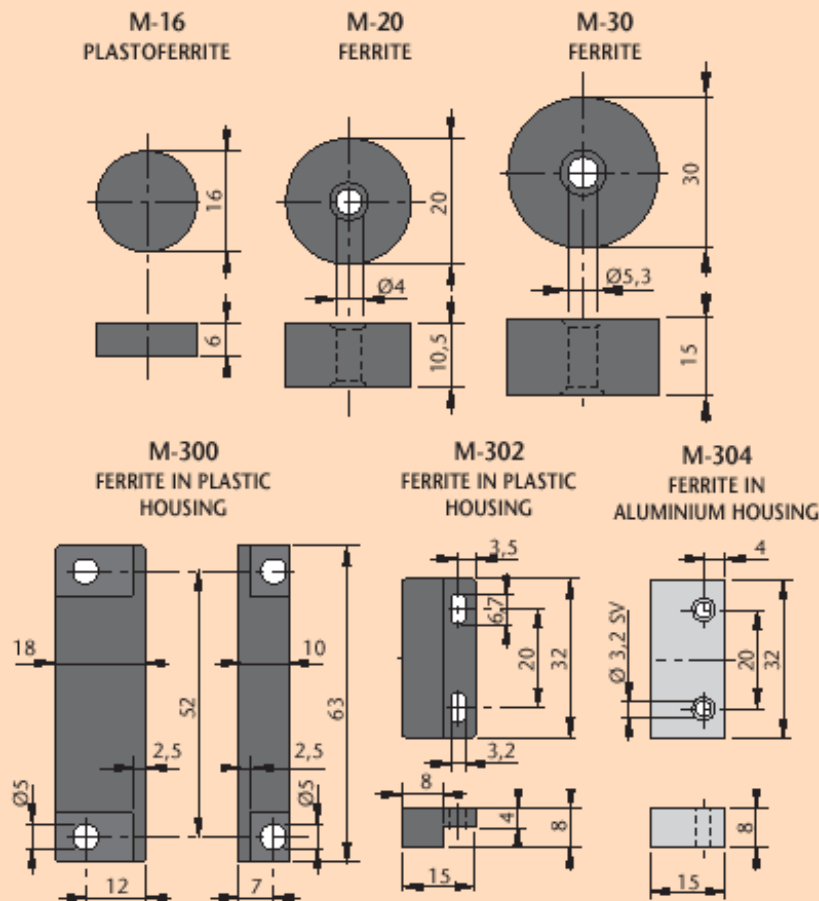
For magnetic sensors which have different technical data from shown standard ones and for the switching of inductive or capacitive loads our technical department is always at your disposal.

SENSORS AND MAGNETS SENSING DISTANCE

SENSOR	REED	M16	M20	M30	M300	M302	M304
SMC-06/08/10/12/09PG	NO	8/2	20/4	40/5	30/4	-	-
SMC-06/08/10/12/09PG	CHANGEOVER	6/3	17/3	33/5	23/5	-	-
SMC-12LM/18M/09PGM	NO	-	10/6	33/10	18/8	-	-
SMC-12LM/18M/09PGM	CHANGEOVER	-	10/6	30/10	18/8	-	-
SMP-302/304	NO	-	-	-	-	10/4	10/4
SMP-302/304	CHANGEOVER	-	-	-	-	10/4	10/4

The above table states 2 distance values (D/C) in mm. D indicates the sensing distance, C indicates the min. hysteresis value, under this value the contact switches off (see example of functioning). Data shown on the above table have an approximate value, referred to appliances which are not ferromagnetic and with magnet for frontal working. The magnetic sensors can also work with a lateral magnet. In case of setting-up on ferrous surfaces which scatter the magnetic flux, it is necessary to interpose suitable spacers made of non-magnetic metal.

MAGNET - DIMENSIONS mm



N.B.: Upon request magnets of different sizes. Type M-300 is supplyable without plastic housing, M-300F only in dimensions 39 x 15 x 8 mm.

WIRING DIAGRAMS

Standard version

