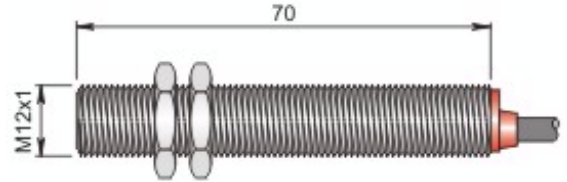




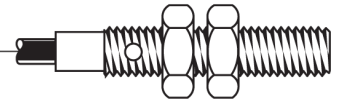
Part number: SMC000242 - Model: SMC-12LM BS LC10



Dimension in mm

TECHNICAL CHARACTERISTICS

Max. switching voltage:	250 Vac/dc
Max switching current:	3:00 AM
Max. switching power:	120 W/VA
Max. switching frequency:	100 Hz
Contact type:	Bistable reed
Contact actuation time:	3.5 mSec
Repeatability (%Sn):	± 0.5
Temperature limits:	-25 ÷ +80 °C
IP rating:	IP 67
Connection type:	Cable 10 m
Housing material:	Nickelled brass
Mechanical characteristics:	M12x1
Cable type:	2x0.50 PVC
Weight:	350 g




Part number: SMC000242 - Model: SMC-12LM BS LC10

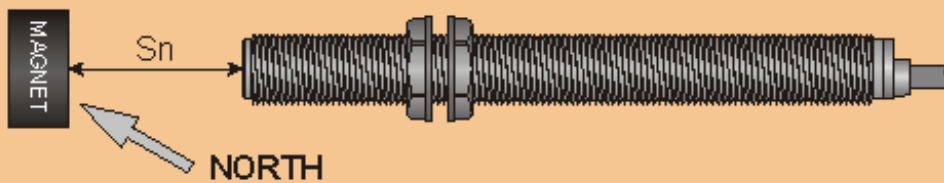
INSTRUCTIONS FOR CORRECT INSTALLATION

SENSING DISTANCE WITH MAGNET M-20

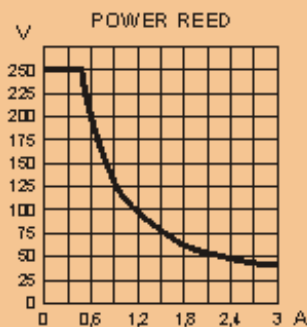
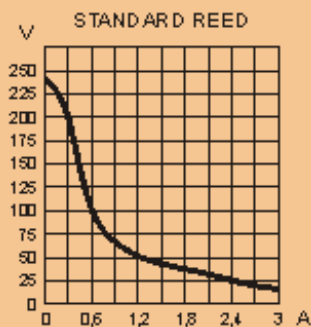
DEACTIVATED BY THE SOUTH POLARITY



ACTIVATED BY THE NORTH POLARITY



SWITCHING POWER DIAGRAMS



Voltage (V), switching current (I) and max. power (P) mean the max. switching instantaneous value in presence of loads.

When choosing a type of contact it is recommended that the following formula be applied: $P = V \times I$.

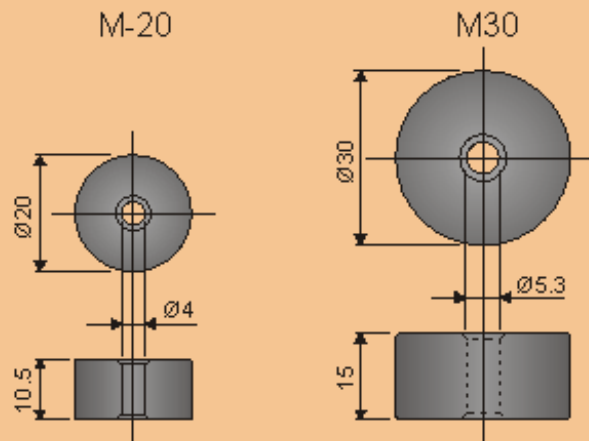
For magnetic sensors which have different technical data from shown standard ones and for the switching of inductive or capacitive loads our technical department is always at your disposal.

SENSORS AND MAGNETS SENSING DISTANCE

SENSOR	REED	M-20	M-30
SMC-12L BS	BISTABLE	20	40
SMC/P-12L BS	BISTABLE	20	40
SMC-12LM BS	BISTABLE	25	50
SMC/P-12LM BS	BISTABLE	25	50

Data shown on the above table have an approximate value, referred to applications which are not ferromagnetic and with magnet for frontal working. In case of setting-up on ferrous surfaces which scatter the magnetic flux, it is necessary to interpose spacers made of non-magnetic material.

MAGNET - DIMENSIONS mm



WIRING DIAGRAM

BISTABLE CONTACT

