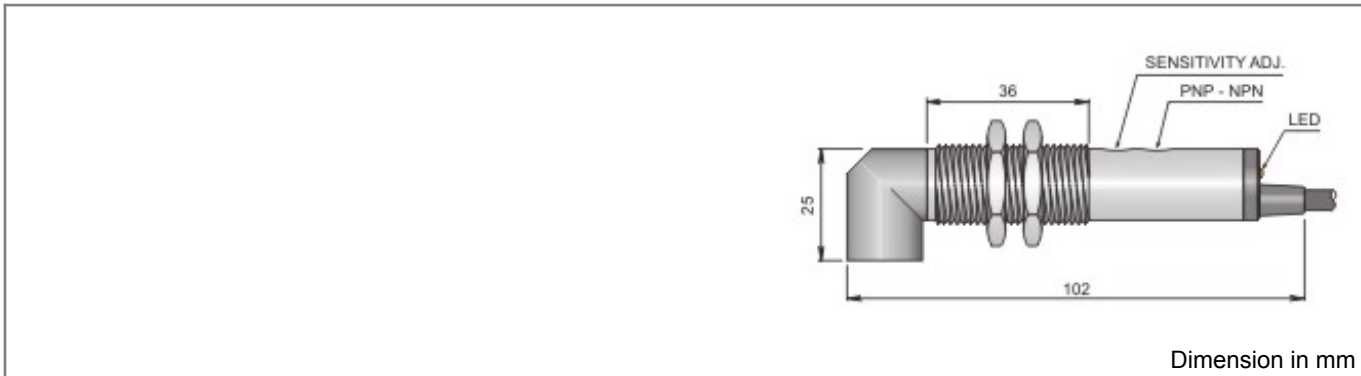




Part number: FT1000543 - Model: FT18SM-CAR 90



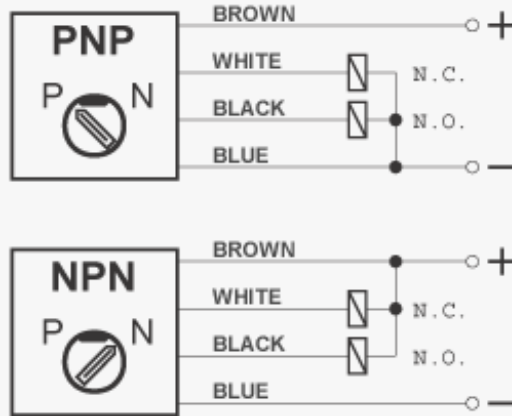
TECHNICAL CHARACTERISTICS	
Power supply:	Direct current
Working voltage:	10 ÷ 30 Vdc
Switching distance (cm):	0 ÷ 400 (adjustable)
Output type:	DC PNP/NPN
Function:	NO+NC
Actuation type:	Instantaneous
Light source:	Red
Power on delay:	< = 100 mSec
Max switching frequency:	400 Hz
Max output current:	200 mA
Absorption:	< = 20 mA @ 24 Vdc
Voltage drop:	< = 1.8V
Short circuit protection:	Present
Interference from external light:	> 10000 Lux
Led indicator:	Yellow = operation indicator
Temperature limits:	-20 ÷ +50 °C
IP rating:	IP 67
Housing material:	Nickelled brass
Mechanical characteristics:	M18x1
Connection type:	Cable 2 m
Cable type:	4x0.25 PVC
Weight:	130 g



Part number: FT1000543 - Model: FT18SM-CAR 90

WIRING DIAGRAM

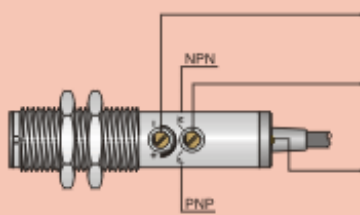
4 WIRES CABLE - LOGIC NPN+PNP / NO+NC



INSTRUCTIONS FOR CORRECT INSTALLATION



INSTRUCTIONS FOR THE PROGRAMMING AND ADJUSTMENT



- **TRIMMER FOR THE SENSING RANGE ADJUSTMENT** : The photocell is supplied with max. sensing range with the trimmer totally rotated in the clockwise direction. The sensitivity reduces by rotating the trimmer in the anti-clockwise direction.
- **SWITCH NPN / PNP** : The photocell is supplied with the switch in P (PNP output). To change to NPN turn the switch to N in the anti-clockwise direction. **WARNING !** For a correct working of the unit, do not carry out the switching when the photocell is powered.
- **YELLOW LED - OPERATION INDICATOR** : This led is ON when the object to be detected enters the sensing range of the photocell giving output signals.

NOTE ! Before giving a power supply to the photocell it is recommended that the same unit be programmed by using the switch in the required function NPN or PNP.

NOTE ! It is recommended that the trimmer and the switch would be rotated very carefully by using a proper tool otherwise these can be seriously damaged.

