



Part number: FTQ000117 - Model: FTQSP-CBR



TECHNICAL CHARACTERISTICS

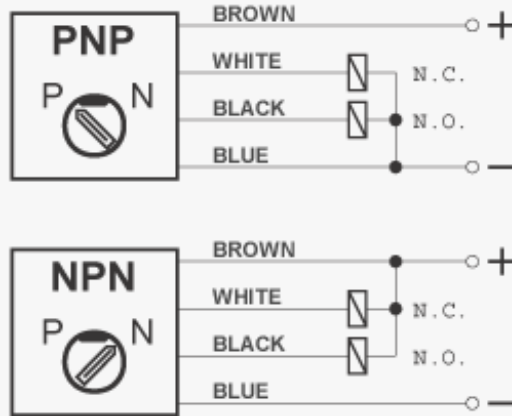
Power supply:	Direct current
Working voltage:	10 ÷ 30 Vdc
Switching distance (cm):	0 ÷ 2000 (adjustable)
Output type:	DC PNP/NPN
Function:	NO+NC
Actuation type:	Instantaneous
Light source:	Infrared
Power on delay:	< 100 mSec
Max switching frequency:	250 Hz
Max output current:	200 mA
Absorption:	< 35 mA @ 24 Vdc
Voltage drop:	< 1.8 V
Short circuit protection:	Present
Interference from external light:	> 10000 Lux
Led indicator:	Yellow = operation
Temperature limits:	-20 ÷ +60 °C
IP rating:	IP 65
Housing material:	Grey ABS
Mechanical characteristics:	FTQ 50x50x18
Connection type:	Cable 2 m
Cable type:	4x0.25 PVC
Weight:	120 g



Part number: FTQ000117 - Model: FTQSP-CBR

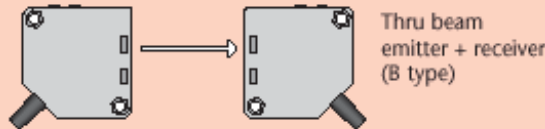
WIRING DIAGRAM

4 WIRES CABLE - LOGIC NPN+PNP / NO+NC



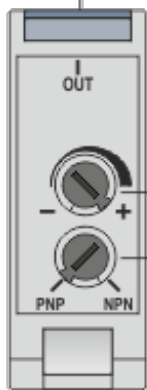
INSTRUCTIONS FOR CORRECT INSTALLATION

TYPES



INSTRUCTIONS FOR THE PROGRAMMING AND ADJUSTMENT

FTQ MODELS (NPN/PNP)



- YELLOW LED - OPERATION INDICATOR :** This led is ON when the object to be detected enters the sensing range of the photocell giving output signals.
- TRIMMER FOR THE SENSING RANGE ADJUSTMENT :** The photocell is supplied with max. sensing range with the trimmer totally rotated in the clockwise direction. The sensitivity reduces by rotating the trimmer in the anti-clockwise direction.
- SWITCH NPN/PNP :**
The device is delivered in PNP mode.
Setting NPN mode :
Power on the device and put the switch in PNP mode, if it is not already in this position.
Power off the device. Put the switch in NPN mode.
Power on the device again and check the NPN output mode.
Setting PNP mode :
Power on the device and put the switch in NPN mode, if it is not already in this position.
Power off the device. Put the switch in PNP mode.
Power on the device again and check the PNP output mode.

CHARACTERISTIC CURVES OF FT18M - FT18 - FT18EL - FTQ TYPES

FTQ-CBE + FTQ-CBR
FTQ-BE-R + FTQ-BR-R

