




Part number: FTQ000128 - Model: FTQSP-P-R LC10



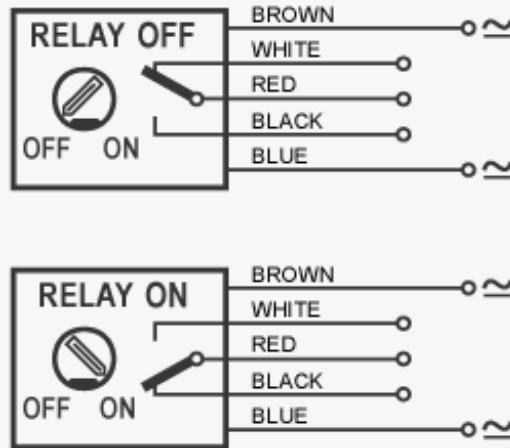
TECHNICAL CHARACTERISTICS	
Power supply:	Multivoltage
Working voltage:	12 ÷ 250 Vac/dc
Switching distance (cm):	0 ÷ 150 (adjustable)
Output type:	AC/DC Relay ON/OFF
Function:	Changeover relay
Actuation type:	Instantaneous
Light source:	Infrared
Power on delay:	< 100 mSec
Max switching frequency:	10 Hz
Max output current:	0.25@240Vac - 1A@30Vdc
Absorption:	< 5mA (AC/DC)
Interference from external light:	> 10000 Lux
Led indicator:	Yellow = operation
Temperature limits:	-20 ÷ +60 °C
IP rating:	IP 65
Housing material:	Grey ABS
Mechanical characteristics:	FTQ 50x50x18
Connection type:	Cable 10 m
Cable type:	5x0.35 PVC
Weight:	600 g



Part number: FTQ000128 - Model: FTQSP-P-R LC10

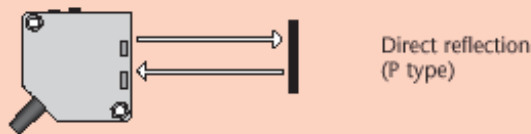
WIRING DIAGRAM

5 WIRES CABLE LOGIC RELAY ON-OFF



INSTRUCTIONS FOR CORRECT INSTALLATION

TYPES



INSTRUCTIONS FOR THE PROGRAMMING AND ADJUSTMENT

FTQ MODELS (RELAY)



- **YELLOW LED - OPERATION INDICATOR** : This led is ON when the object to be detected enters the sensing range of the photocell giving output signals.
- **TRIMMER FOR THE SENSING RANGE ADJUSTMENT** : The photocell is supplied with max. sensing range with the trimmer totally rotated in the clockwise direction. The sensitivity reduces by rotating the trimmer in the anti-clockwise direction.
- **SWITCH RELAY ON/OFF MODE** :
The device is delivered in OFF mode.
When the device is powered and the beam is not triggered by any object :
- when the switch is in OFF position, the relay is not powered
- when the switch is in ON position, the relay is powered
Setting ON mode : Power on the device and put the switch in OFF mode, if it is not already in this position. Power off the device. Put the switch in ON mode. Power on the device again and check the ON output mode.
Setting OFF mode : Power on the device and put the switch in ON mode, if it is not already in this position. Power off the device. Put the switch in OFF mode. Power on the device again and check the OFF output mode.

CHARACTERISTIC CURVES OF FT18M - FT18 - FT18EL - FTQ TYPES

