

S12

Socket for 8-pin Relays

Rated Load

5 A / 250 V

Specifications

Rated impulse withstand voltage	5 kV rms / 1 min
- All terminals / DIN rail	2.5 kV rms / 1 min
- Contact / Terminals	5 kV rms / 1 min
- Contacts / Coil terminals	5 kV rms / 1 min
Cross-section of connecting wire	
- Single-wire	4 mm ² / AWG 12 or 2 x 2.5 mm ² / AWG 14
- Multi-wire	0.34mm ² / 22 - 2.5 mm ² / AWG 14
Nominal screw torque	0.7 Nm
Screw Dimensions (mm)	M3 Pozi slot
Mounting	TS-35 or Back Panel Mounting
Ambient temperature operation/storage	-40 ... 60 °C / -40 ... 80 °C (no ice)
Weight	31g


Included Accessories

Retaining Clip, plastic S10-C for C12 / C12x Relays

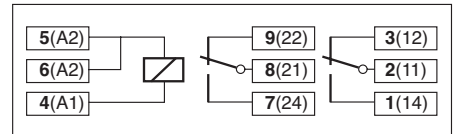
Optional Accessories

Retaining Clip, plastic S10-C / CP-17B (BAG 10 PCS) for C12 / C12x Relays


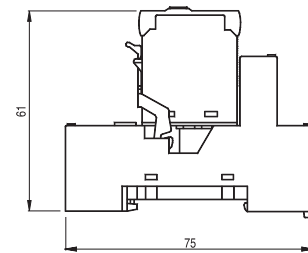
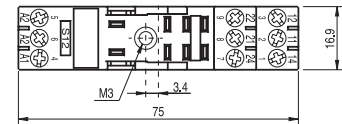
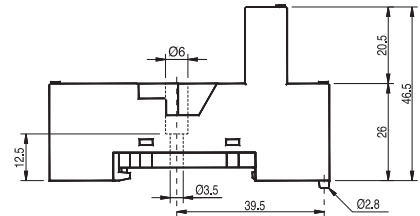
A2-Connector grey B20-G (BAG 5 PCS)
 A2-Connector red B20-R (BAG 5 PCS)
 A2-Connector blue B20-A (BAG 5 PCS)
 Bridge Bar twofold grey V10-G (BAG 5 PCS)
 Bridge Bar twofold red V10-RC (BAG 5 PCS)
 Bridge Bar twofold blue V10-AC (BAG 5 PCS)
 Bridge Bar fourfold grey V40-G (BAG 5 PCS)
 Bridge Bar fourfold red V40-R (BAG 5 PCS)
 Bridge Bar fourfold blue V40-AC (BAG 5 PCS)



Connection diagram



Dimensions (mm)



Technical approvals, conformities

