

Hour meters / timers, electronic

LCD time modules	Max. time range 99999.9 h (DC)	198
-------------------------	---------------------------------------	------------



The timer module of the type 198 with 6-digit LCD display for PCB mounting features a wide voltage range from 4.5 to 28 V DC.

It is extremely robust and suitable for many different applications thanks to its wide temperature range.



Timer




Power supply



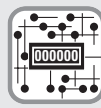
Input type



High shock resistance



Temperature range



PCB mount



LCD display



Electrical reset

Powerful

- Display range up to 99999.9 hours.
- 6-digit LCD display, 5 mm high.
- Low power consumption.
- Wide voltage and temperature range.
- Very high shock and vibration resistance.

Simple

- Non-volatile memory (no battery).
- Start/Stop input.
- Electrical reset.
- Very high reliability.
- Small size and low cost.

Order specifications

Power supply

4.5 ... 28 V DC

Order no.

6.198.012.300¹⁾

Delivery specification

- LCD counter module type 198
- Operating instructions

1) Stock types

Hour meters / timers, electronic

LCD time modules	Max. time range 99999.9 h (DC)	198
-------------------------	---------------------------------------	------------

Technical data

General technical data	
Display	6 digits, LCD display, figure height 5 mm [0.20"]
Display range	99999.9 h
Data backup	CMOS EEPROM non-volatile memory up to 10 years (without battery)
Operating / working / storage temperature	-40°C ... +80°C [-40°F ... +185°F] (non-condensing)
Humidity	95 % RH at +32°C [+90°F] for max. 2 hours

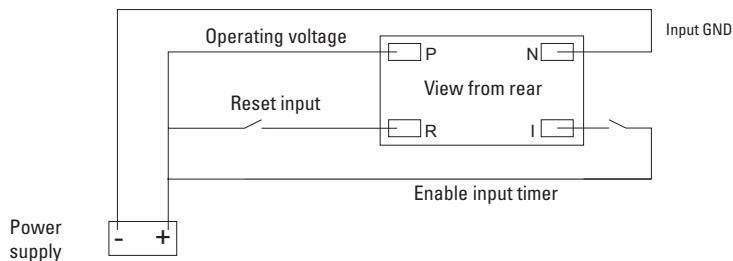
Mechanical characteristics		
Housing	dimensions	18.4 x 32.4 mm [0.72 x 1.28"]
	color	black
Weight	approx. 8 g [0.28 oz]	
Vibration resistance acc. to DIN-IEC 68-2-6	10 ... 80 m/s ² , 10 ... 75 Hz	

Inputs	
Start/Stop input (Enable input timer) On-times smaller than 16 sec will not be counted	4.5 ... 28 V DC
Reset input	4.5 ... 28 V DC pulse length min. 500 ms

Electrical characteristics	
Power supply	4.5 ... 28 V DC
Current consumption	3 mA max. at 4.5 V DC 10 mA at 28 V DC
EMC standards	EN 55011 class B EN 61000-6-2, EN 61000-6-3 EN 61326-1, EN 61326-3-1

The module must be protected against inductive voltage spikes and high energy noise interference.

Terminal assignment



Dimensions

Dimensions in mm [inch]

