

Hour meters / timers, electromechanical

Standard timers	99999.99 h (AC) / 999999.9 h (DC) without reset	HB 27
------------------------	--	--------------



The timers HB 27 without reset measure time ranges up to max. 99999.99 h (AC) or 999999.9 h (DC).
 These panel mount counters can be used in many different fields of application.



Characteristics

- 7-digit hour meter without reset.
- High shock and impact resistance.
- Magnified large figures; height 4.5 mm.
- Data retention in case of power failure.
- Long service life.
- Plug-in versions.
- Counter without front bezel for mounting in front bezel F1B and F2B and for combination in 50 x 25 mm size with socket box 945.2.

Benefits

- Can be combined with preset counters BVa and HVa, and with pulse counter B.
- Can be equipped with various sealing covers to protect the counter against dust, dirt and moisture.
- Tamper-proof.

Applications

General time measurement, maintenance intervals for measuring instruments (respiration units, oxygen, dialysis), small appliances, UV lamps, display panels in vehicles.

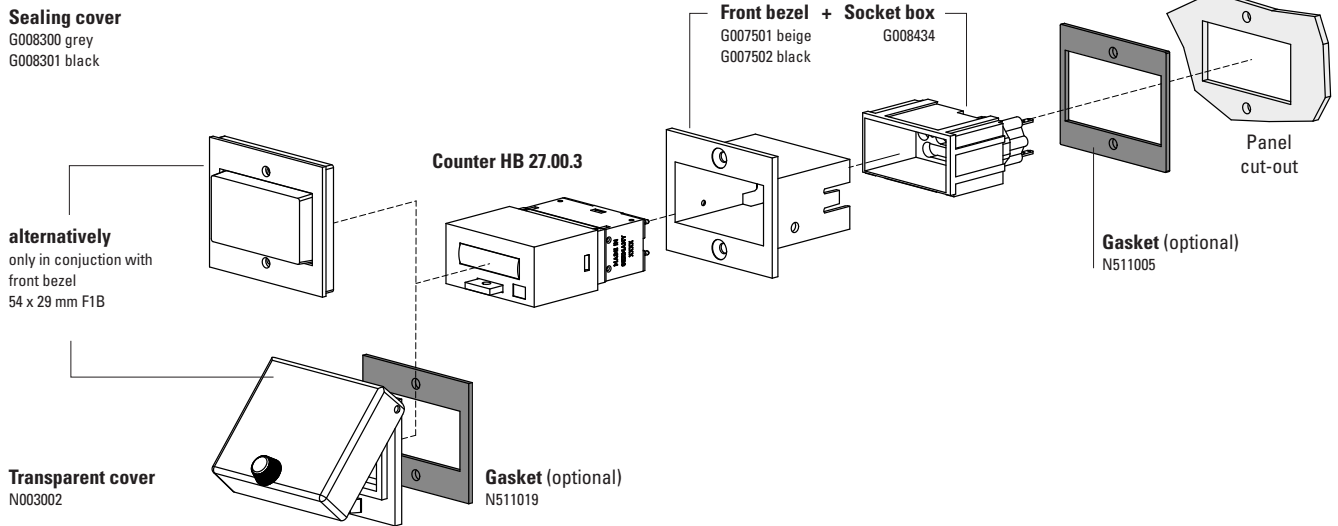
Type series

Description	Type	Options
Plug-in for socket box 945.2 945.2 and front bezel F1B	HB 27.00.3	<ul style="list-style-type: none"> • Different voltages / extended temperature range on request • Flat pin 0.8 x 6.3 mm [0.031 x 0.25"] without flat push on connectors: Art. no. 3.208.X11.XXX • Flat pin 0.8 x 2.8 mm [0.031 x 0.11"] with flat push on connectors: Art. no. 3.207.X01.XXX • Round pins ø 1.5 mm (tinned) with push on connectors Art. no. 3.205.X01.XX
Screw mounting 56 x 40 mm [2.20 x 1.57"]	HB 27.10	
Clip mounting 53 x 28 mm [2.09 x 1.10"]	HB 27.20	

Hour meters / timers, electromechanical

Standard timers **99999.99 h (AC) / 999999.9 h (DC) without reset** **HB 27**

Accessories / Mounting examples



		Type / size	Description		Order no.	suitable gasket
Front bezel		F1B	for 1x counter HB 27.00.3 for cut-out 54 x 29 mm [2.13 x 1.14"] (only in conjunction with socket box G008434)	beige black	G007501 G007502	N511005
		F2B	for 2x counter HB 27.00.3 for cut-out 54 x 54 mm [2.13 x 2.13"] (only in conjunction with 2 x socket box G008434)	beige black	G007503 G007504	N511003
Socket box		945.2	for plug-in connection in front bezel F1B	black	G008434	–
Sealing cover IP65		K1	for counter HB 27.00.3 in conjunction with front bezel F1B	transp. /grey transp. /black	G008300 G008301	–
		K2	only in conjunction with front bezel F2B (for 2x counter HB 27.00.3)	transp. /grey transp. /black	G008302 G008303	
Transparent cover IP65		1 Dv	cover lockable for counter HB 27.00.3 in conjunction with front bezel F1B	transp. /black	N003002	N511019
		2 Dv	cover lockable only in conjunction with front bezel F2B	transp. /black	G008143	
		2 Dvs	cover key lockable only in conjunction with front bezel F2B	transp. /black	G008153	
Gasket counter			56 x 40 mm [2.20 x 1.57"] 53 x 28 mm [2.09 x 1.10"] 58 x 33 mm [2.28 x 1.30"]	HB 27.10 HB 27.20 HB 27.20	N511045 N511015	
Mounting frame		cut-out 50 x 25 mm [1.97 x 0.98"]	via adapter T008180 for snap-on mounting on 35 mm [1.38"] top-hat DIN rail	chromated	G300004	–
Enclosure blind		48 x 24 mm [1.89 x 0.94"]	for cut-out 50 x 25 mm [1.97 x 0.98"], for counter 53 x 28 mm [2.09 x 1.10"]	black	T005753	–
DIN rail mount		SR 1	for snap-on mounting on 35 mm [1.38"] top-hat DIN rail		G300000	
		SR 2	for 2x HB 26		G300001	

Hour meters / timers, electromechanical

Standard timers	99999.99 h (AC) / 999999.9 h (DC) without reset	HB 27
------------------------	--	--------------

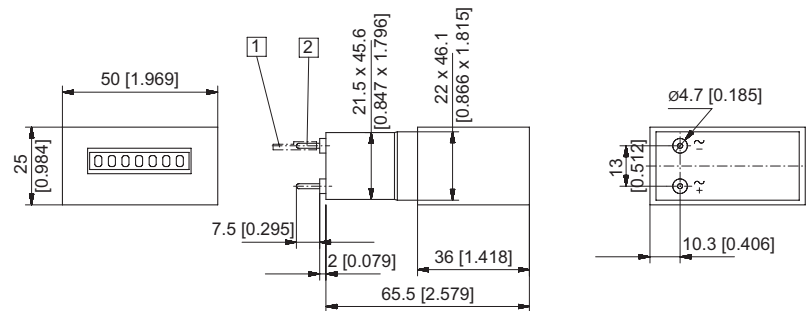
Technical data

General technical data	
Display	7 digits AC 99999.99 h DC 999999.9 h
Height of figures	4.5 mm [0.17"]
Color of figures	white and red on black
Operating temperature	-15 °C ... +50 °C [+5 °F ... +122 °F] (non-condensing)
Relative humidity at +30 °C [+86 °F]	≤ 80 % (non-condensing)
Altitude	up to 2000 m [6562']
Mounting position	any

Mechanical characteristics	
Protection	up to IP51 (front side) with sealing cover K1 IP54 (front side) with transparent cover Dv, Dvs IP55 (front side)
Housing	plastic PC (Polycarbonate)
Weight	approx. 45 g [1.59 oz]

Electrical characteristics	
Electrical connection	cable 2 x 0.5 mm ² [AWG20], NYFAZ, 0.5 m [1.64'] long AC: grey/grey DC: red +, black - type HB 27.00.3 round pins ø 1.6 mm [0.063"] (plugs into socket box type 945.2)
Test voltage	2000 V AC, 50 Hz for AC counters
Power consumption	10 ... 30 V DC approx. 500 mW 36 ... 80 V DC approx. 900 mW 100 ... 130 V DC approx. 750 mW 20 ... 30 V AC approx. 0.3 VA 42 ... 48 V AC approx. 0.25 VA 100 ... 130 V AC approx. 0.6 VA 187 ... 264 V AC approx. 1.2 VA 360 ... 440 V AC approx. 1.65 VA
Rated voltages	AC (50 or 60 Hz) 20 ... 30 / 42 ... 48 / 100 ... 130 / 187 ... 264 / 360 ... 440 V AC DC 10 ... 30 / 36 ... 80 / 100 ... 130 V DC
Accuracy	AC supply frequency + 30 ms DC < 0.003 % (at 24 h)
EMC standards	EN 55011 class B EN 61000-6-2, EN 61000-6-3
Device safety	designed to EN 61010 part 1 protection class 2 application area pollution level 2

Plug-in for socket box 945.2 and front bezel F1B Type HB 27.00.3



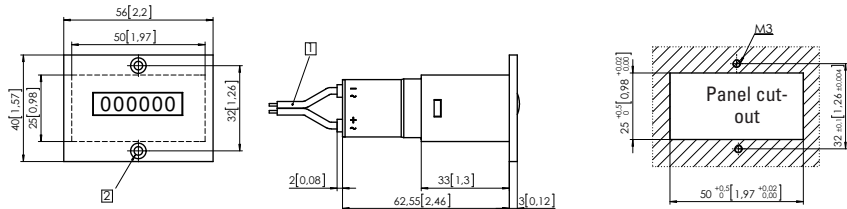
1 Push on connector ø 1.5 [0.059] tinned 2 Round pin ø 1.6 [0.063] tinned

Type	Display	Voltage	Art. no.						
			10 ... 30 V	20 ... 30 V	36 ... 80 V	42 ... 48 V	100 ... 130 V	187 ... 264 V	360 ... 440 V
HB 27.00.3	7 digits	AC (50 Hz)		3.205.001.071		3.205.001.072	3.205.001.074	3.205.001.075	3.205.001.079
	7 digits	AC (60 Hz)		3.205.001.081		3.205.001.082	3.205.001.084	3.205.001.085	3.205.001.089
	7 digits	DC	3.205.001.351		3.205.001.353		3.205.001.381		

Hour meters / timers, electromechanical

Standard timers **99999.99 h (AC) / 999999.9 h (DC) without reset** **HB 27**

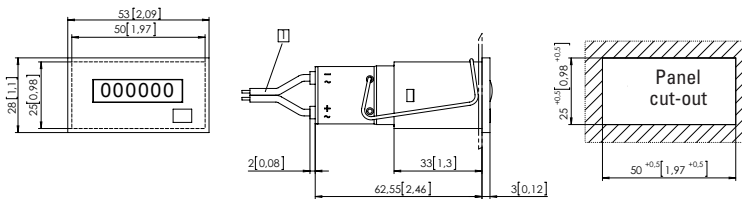
Screw mounting 56 x 40 [2.20 x 1.57]
Type HB 27.10



1) Connection cable, 2 x 0.5 mm² [AWG20], NYFAZ, 0.5 m [1.64'] long 2) Countersinking Af3, DIN 74

Type	Display	Voltage	Art. no.						
			10 ... 30 V	20 ... 30 V	36 ... 80 V	42 ... 48 V	100 ... 130 V	187 ... 264 V	360 ... 440 V
HB 27.10	7 digits	AC (50 Hz)		3.200.101.071		3.200.101.072	3.200.101.074	3.200.101.075	3.200.101.079
	7 digits	AC (60 Hz)		3.200.101.081		3.200.101.082	3.200.101.084	3.200.101.085	3.200.101.089
	7 digits	DC	3.200.101.351		3.200.101.353		3.200.101.381		

Clip mounting 53 x 28 [2.09 x 1.10]
Type HB 27.20



1) Connection cable, 2 x 0.5 mm² [AWG20], NYFAZ, 0.5 m [1.64'] long

Type	Display	Voltage	Art. no.						
			10 ... 30 V	20 ... 30 V	36 ... 80 V	42 ... 48 V	100 ... 130 V	187 ... 264 V	360 ... 440 V
HB 27.20	7 digits	AC (50 Hz)		3.200.201.071		3.200.201.072	3.200.201.074	3.200.201.075	3.200.201.079
	7 digits	AC (60 Hz)		3.200.201.081		3.200.201.082	3.200.201.084	3.200.201.085	3.200.201.089
	7 digits	DC	3.200.201.351		3.200.201.353		3.200.201.381		
Further stock types:			187... 264 V AC, flat pin 0.8 x 2.8 mm [0.031 x 0.11"]				3.207.201.075		