

Multifunction devices, electronic

LCD touch multifunction preset counters Pulse, frequency, time (also reciprocal) – (AC+DC) 571T



The multifunction preset counter 571T with its max. 250 kHz count frequency is ideal for fast counting tasks. It can also be used as a tachometer, short time meter, stop-watch or to measure machine cycle times or throughput times.

Output options include 4 limit values, analog output and RS232 or RS485 interface.

This device is thus able to carry out virtually all count, measurement and control tasks.



AC 115...230 V Supply voltage	DC 18 ... 30 V Supply voltage	Multifunctional Hz/Hz	max. 1 MHz Input frequency (RS422)	4 4 switching outputs	2 Relay output	mA, V Analog output	16 bit Resolution analog output	RS232/485 interface RS232 / RS485 interface	IP65 High protection level	Position Position display
DIN 96x48 DIN front bezel	8 LCDs LCD touch display	Menu-driven programming	Touch display	Operation with gloves						

Characteristics

- Fast count input, works with our Limes measuring system (250 kHz/HTL, 1 MHz/RS422).
- 4 switching outputs to work as limit values (reaction time < 1 ms).
- Scalable analog output (reaction time < 150 ms), resolution 16 bit, -10 ... +10 V, 0 ... 20 mA or 4 ... 20 mA.
- Serial interface RS232 or RS485 for reading data in and out.
- Sensor power supply 24 V DC / 150 mA (AC version) or U_B - 1 V / max. 250 mA (DC version).
- 96 x 48 mm DIN housing, IP65.
- Touch display with 8-digit display value and menu-driven programming.
- 2 relay outputs that can be assigned to the limit values.

Benefits

- AC and DC supply voltage in one unit.
- Measuring function can be programmed for RPM, speed, speed from elapsed time, machine cycle time, throughput time (reciprocal rotary speed), as well as numerous count and stop-watch functions.
- 4 switching outputs; can also be programmed as a tracking preset.
- Freely programmable.
- Large 13 mm high LCD display, 8-digit, with adjustable brightness. Tri-color – red / green / yellow – programmable.
- Display linearization with teach function.

Multifunctional display

Large-scale 4-digit display over the whole display surface.



2-line display modes for the simultaneous display of 2 separate measured or calculated values.



Color change of the display to green, yellow or red.

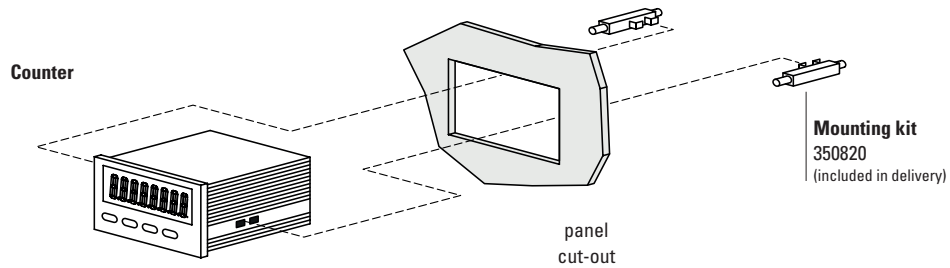



Multifunction devices, electronic

LCD touch multifunction preset counters Pulse, frequency, time (also reciprocal) – (AC+DC) 571T

Order code		6.571T . 01 X . XXXX	
		a	b c d
a Relay outputs 0 = 2 relay outputs 2 = without output	c Further options 0 = HTL count inputs (standard) A = RS422 / HTL differential / HTL count inputs (option)	Delivery specification · Display 571T · Gasket · Mounting kit · Manual German/English	Stock types 6.571T.012.301 6.571T.012.302 6.571T.010.302 6.571T.010.E02
b Supply voltage 3 = 18 ... 30 V DC E = 18 ... 30 V DC + 115 ... 230 V AC	d Electrical outputs 0 = none 1 = RS232, 4 switching outputs 2 = RS232, 4 switching outputs, analog output 3 = RS485, 4 switching outputs 4 = RS485, 4 switching outputs, analog output		

Accessories / Mounting examples



	Type / size	Description	Order no.
Mounting kit		1 kit consists of 2 latch hooks	350820
Mounting frame	 cut-out 92 x 45 mm [3.62 x 1.77"]	for snap-on mounting on 35 mm [1.38"] top-hat DIN rail	G300005
Software for parameter setting OSxx		https://www.kuebler.com/de/docu-finder search box: OS1	

incl. in delivery

Multifunction devices, electronic

LCD touch multifunction preset counters **Pulse, frequency, time (also reciprocal) – (AC+DC) 571T**

Technical data

General technical data	
Display	LCD touch display, 13 mm high 8 decades + sign, 3-color
Operating temperature	-20 °C ... +60 °C [-4 °F ... +140 °F] (non-condensing)
Storage temperature	-25 °C ... +70 °C [-13 °F ... +158 °F]
Altitude	up to 2000 m [6562']

Electrical characteristics	
Supply voltage	18 ... 30 V DC, with reverse polarity protection (rated voltage 24 V DC) 115 ... 230 V AC, 50/60 Hz (option)
Current consumption DC	100 mA, without load
Power consumption AC	approx. 3 VA, without load
Auxiliary voltage for sensors (with RS 422 switchable from 24 V DC to 5 V DC / 250 mA)	
AC supply	24 V DC ±15 %, 150 mA (up to +45 °C) 80 mA (from +46 °C)
DC supply	U _B - 1 V, 250 mA
EMC standards	EN 61000-6-2, EN 61000-6-3, EN 61000-6-4, EN 61326-3-2
Device safety	designed to EN 61010 part 1 protection class 2 application area pollution level 2

Mechanical characteristics	
Housing	ABS UL94-V-0
Weight	approx. 200 g
Protection	IP65 (front side) IP20 (rear side)
Terminals	max. 1.5 mm ²

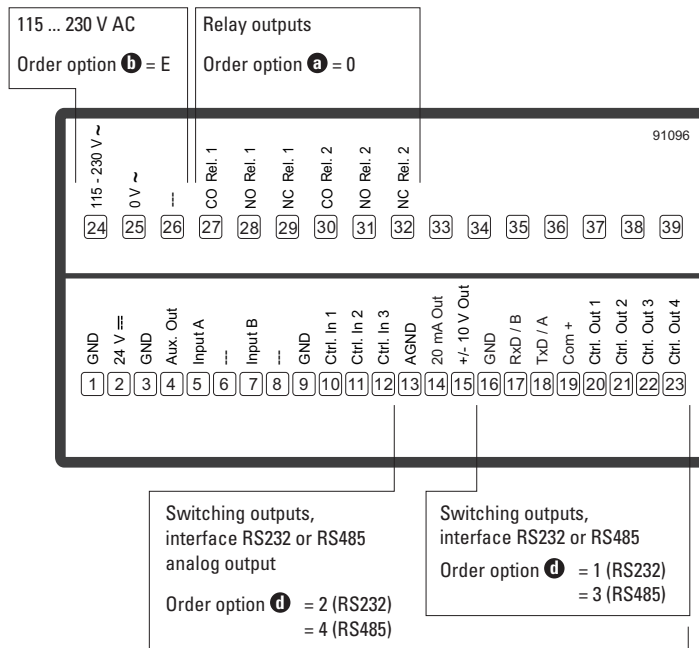
Inputs	
2 incremental inputs (A, B)	
HTL (standard)	pulse Tri-State, PNP, NPN and Namur
input frequency	max. 250 kHz
input level	Low: 0 ... 3 V / High: 9 ... 30 V
load	max. 6 mA / Ri > 5 kΩ / 470 pF
4 incremental inputs (A, /A, B, /B)	
RS422 / HTL differential / HTL PNP-NPN (option)	
input frequency	RS422: max. 1 MHz HTL differential: max. 500 kHz
input level	HTL: max. 250 kHz RS422: > 0.5 V HTL differential: > 2 V HTL: Low 0 ... 3 V / High 9 ... 30 V
load	max. 3 mA / Ri > 10 kΩ / 47 pF
3 control inputs (Cnt 1 - 3)	
input frequency	PNP max. 10 kHz
input level	HTL: Low 0 ... 3 V / High 9 ... 30 V
load	max. 2 mA / Ri > 15 kΩ / 470 pF
Accuracy frequency	±1 ppm ±1 digit

Outputs (option)	
4 switching outputs	
reaction time	5 ... 30 V DC/200 mA (PNP) < 1 ms
Interface	
	RS232 or RS485 Drivecom protocol / Modbus / Printer 9600 ... 38400 Baud
Analog output	
	-10 ... +10 V (max. 2 mA) or 0 ... 20 mA, 4 ... 20 mA (max. 270 Ω)
resolution	16 bit (15 bit + sign)
accuracy	±0.1 %
reaction time	< 150 ms
Relay output	
	2 changeover contacts (potential free) max. 250 V AC / 3 A / 750 VA max. 150 V DC / 2 A / 50 W
reaction time	< 20 ms

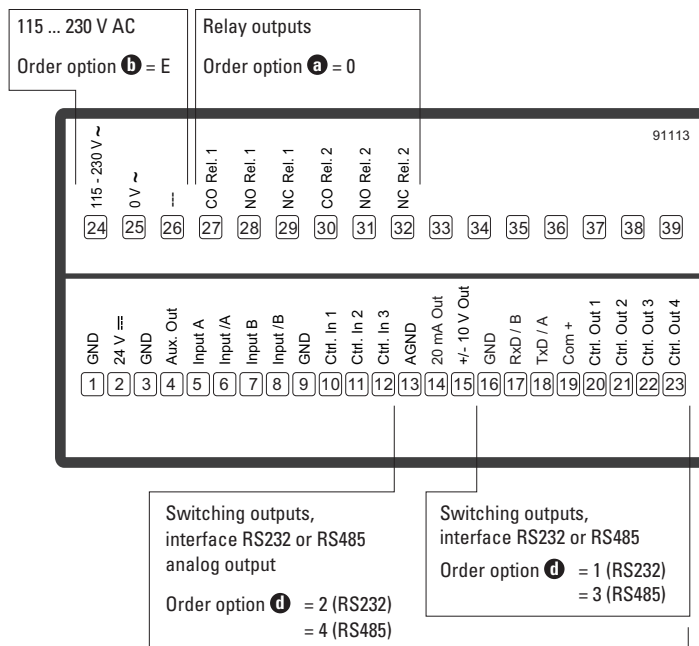
Multifunction devices, electronic

LCD touch multifunction preset counters Pulse, frequency, time (also reciprocal) – (AC+DC) 571T

Terminal assignment
HTL
(standard)



Terminal assignment
RS422 / HTL differential / HTL
(option)



Dimensions

Dimensions in mm [inch]

