

Type	C16-A25PTL/...V Standard relay, 2 change-over contacts	
Maximum contact load	7 A/250V AC-1	
Recommended minimum contact load	7 A/30V DC-1	
Recommended minimum contact load	1 mA/1V AC/DC	
Contacts		
Material	AgSnO ₂	
Rated current	7 A	
Switching voltage max.	250V	
Switch-on current max. (500ms)	15A	
Bounce time	2 ms	
Coil		
Coil resistance	see table; tolerance $\pm 10\%$	
Pick-up voltage	75% of U _N (DC) / 80% of U _N (AC)	
Release voltage	$\leq 0,1 U_N$ (DC) / $\leq 0,3 U_N$ (AC)	
Nominal power	1 VA (AC) / 0.53 W (DC) @ 23 °C	

Coil Data (DC voltage)

Coil Voltage Code	Nominal Voltage (VDC)	Coil Resistance (Ω) $\pm 10\%$	Must operate voltage max. (VDC)	Must release voltage min (VDC)
12	12	270	9.00	1.2
24	24	1080	18.00	2.4
36	36	1350	27.00	3.6
48	48	4340	36.00	4.8
110	110	22830	82.5	11

Coil Data (AC voltage 50/60Hz)

Coil Voltage Code	Nominal Voltage (VAC)	Coil Resistance (Ω) $\pm 10\%$	Must operate voltage max. (VAC)	Must release voltage min (VAC)	Max. allowable voltage (VAC)
24	24	253	19.2	7.2	26.4
110	110	5819	88.0	33	121
230	230	23276	184	69	253

Insulation

Insulation resistance (coil to contact)	$\geq 100 \text{ M}\Omega$ @ 500V DC, 50% RH
Dielectric strength	5 kV
Coil to contact	5000 Vrms, 1 min
Contact to contact	1000 Vrms, 1 min

Specifications

Ambient temperature operation/storage	-55 (no ice)...70 °C / -55...70 °C
Pick-up time	10ms
Release time	5ms
Mechanical/electrical life ops	$\geq 1 \times 10^7 / 1 \times 10^5$
Weight	17g
Max. switching frequency	20Hz
Tightness	RT2
Protection class	IP40

Standard types

VAC 50 Hz/60 Hz: 24, 110 (120), 230 (240)
VDC 12, 24, 48

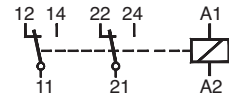
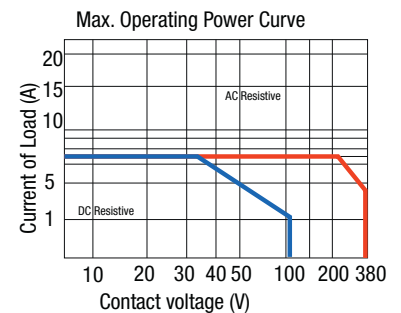
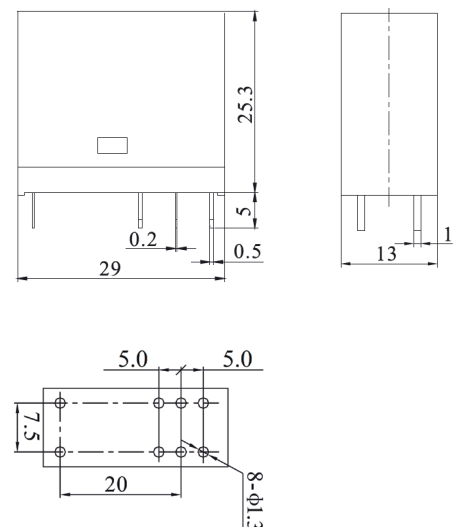
C16-A25PTL/AC...V
C16-A25PTL/DC...V

"..." Enter the voltage for full type designation

Accessories

Socket	S16-M
Retaining clip, plastic	CP-16
Label	BS16-K/10
Modules	See datasheet socket S16-M

This issue replaces all previous issues. Availability, errors and specifications subject to change without notice.

**Connection diagram****Fig. 1 Max. Operating Power Curve****Dimensions [mm]****Technical approvals, conformities**