

3-PHASE SEQUENCE CONTROL & PHASE MONITORING RELAY

3 wire: PAHA & PAHI
4 wire: PAMA & PAMI

FEATURES

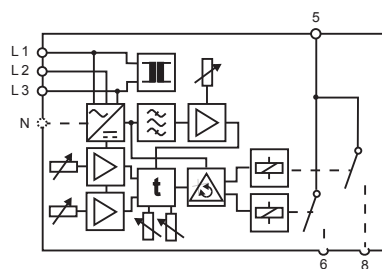
- **Active contact function for both phase sequences with two relays**
- **Detects phase sequence, phase failure, phase regeneration and phase loss in three-phase mains**
- **High sensitivity for the protection of installations, control gear, motors and power transformers**
- **Time delay - on and off - individually adjustable. PAHI and PAMI includes a true time delay independent of the power supply**
- **Insensitive to harmonics and spikes as the detection system includes a narrow band pass filter**
- **Adjustable set points with individual adjustments for unbalanced and balanced under and over voltage settings**
- **Function setting with DIP-switch**
- **12 standard mains voltages covered by just 4 units**
- **LED indication of the state of input, relay and timing function**

PROGRAMMABLE FEATURES

VOLTAGE SETTING				ACTUATOR ■	FUNCTION	SET
TYPE	TYPE	TYPE	TYPE			
110 V	230 V	400 V	460 V		ASYM	A
100 V	220 V	380 V	440 V		ASYM & SYM LOW	B
110 V	230 V	400 V	460 V		ASYM & SYM HIGH	C
115 V	240 V	415 V	480 V		ASYM & SYM HIGH, LOW	D

CONNECTION DIAGRAM

35mm Rail mounting



With correct Voltage
Phase Relay
Sequence Contact
L1-L2-L3 : 5-6 on
L3-L2-L1 : 5-8 on

Description:

The PAHA & PAHI are 3 wire relays for sequence control and phase monitoring. The PAHI includes a true time delay. The PAMA & PAMI are 4 wire relays for sequence control and phase and neutral monitoring. The PAMI includes a true time delay.

The phase sequence and phase and neutral monitoring relays are designed for applications where the sequence of a three-phase system needs to be controlled. In addition to the sequence control the relays monitors the three-phase system for phase unbalance, and according to the selected setting, they can further monitor balanced under or over voltage, as well as both under and over voltage. The relays work in "fail-safe" mode and the 35mm modules need no external power supply. If an external stable power supply is available, the 45mm modules offer separate terminals for the internal power.

Unbalance, due to phase angle and phase voltage deviation, is very accurately measured by measuring the inverse phase system relatively to the main system. The method is independent of the actual balanced voltage and perfect for the protection of three-phase motors, generators and transformers. The measuring system is insensitive to higher harmonics and secures the relays from false triggering due to "noisy" power lines. As the measuring system includes the phase angles in the measurement, it provides full protection against regenerated phases. Balanced voltage is measured by adding the three individual rectified phase voltages.

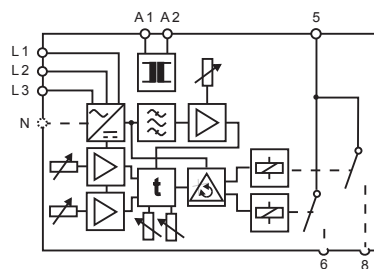
Operation:

Under normal phase conditions the green input LED is on and one of the sequence sensitive relays will be energized, indicated by a yellow LED. The yellow LED, next to the description, shows the sequence of the three-phase system. If there is a phase deviation beyond one of the set levels, the failure will be detected, and the red input LED will go on. During the set delay period the yellow timing LED for off delay will be on. At the end of the timing period the relay will drop out and only the red input LED will stay on. If the common phase voltage drops below -40%, the relay will drop out, even if the under voltage detection is disabled. If the phase or the separate supply voltage is lost, the relay and all LED's will de-energize with out delay for PAHA and PAMA. The PAHI and PAMI will be able to hold the relays for more than 6 sec.

Application:

To prevent motors from rotating in the wrong direction and being switched on to a faulty supply. Motor protection by controlling the direction of rotation and on-off switching depending on supply conditions. E.g. pumps, compressors, ventilators and refrigerators. Automatic control of phase sequence and monitoring of phase and neutral voltages in mobile equipment like refrigerated containers, control and distribution panels and machines used on building sites and on service jobs.

45mm Rail Mounting



SPECIFICATIONS

MEASURING CIRCUIT

Phase to phase voltage	Type B110: 100, 110 and 115	
Selectable by DIP switch	Type B230: 220, 230 and 240	
	Type B400: 380, 400 and 415	
	Type B460: 440, 460 and 480	
Input resistance	300 kΩ	100 < U _N < 200 V
	500 kΩ	200 < U _N < 480 V
Frequency range	45 to 66 Hz	
Unbalance sensitivity *	Adj. 5 to 25 %	
Balanced under voltage	Approx. - 40 %	A - Function
	Adj. 0 to - 20 %	B - & D - Function
Balanced over voltage	Adj. 0 to + 20 %	C - & D - Function
Differential		
Unbalance	2 % of U _N	
Balanced	2 % of U _N	

* Unbalance is defined and tested by varying one phase against neutral keeping the two other phases on nominal value against neutral.
The 4-wire units PAMA & PAMI are further tested for the same sensitivity by varying neutral, keeping the three phase to phase voltages on nominal values.

PERFORMANCE PARAMETERS

TIMING	
Response time	100 to 500 msec. depending on fault
	Approx. 100 msec. with drop out
Time range during run	Separate On and Off delay
	0 - 10 sec. adjustable
True time delay	PAHI & PAMI > 6 sec. at total supply loss
ELECTRICAL	
Temp. dependence	Typical: ± 0.02 % / °C
Supply dependence	Typical: ± 0.01 % / ΔU

OUTPUT	
Contact rating	Relay, 2 NO (moving contact connected)
Mechanical life	6 A, 250 VAC, 1500 W
	30 Million operations

SUPPLY	
AC voltage from L1 & L3	
AC supply range	110 V (From 80 to 138 V)
with transformer	230 V (From 176 to 288 V)
Standard voltage	400 V (From 304 to 498 V)
	460 V (From 352 to 576 V)
AC/DC voltage from A1 & A2	
24 to 480V can be specified	
AC frequency range	45 to 440 Hz
Power consumption	4 VA, 2 W

GENERAL	
Temperature range	- 25 °C to + 55 °C ambient
Humidity	Up to 90 % RH non-condensing
Dielectric test voltage	Coil to relay contacts 4000 VAC
Weight	0.22 kg

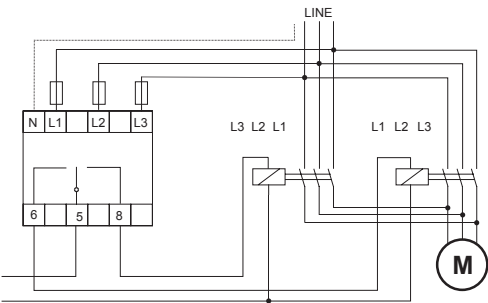


Directive 2002/95/EC of
27 January 2003

EMC directive 89/336:	RoHS	EN50283:2000
	Emission and	EN61000-3-2
	Immunity	EN61000-3-3
		EN60255

Low voltage directive 73/23:	Electrical Relays	EN60255
------------------------------	-------------------	---------

APPLICATION DIAGRAM



40

ORDERING INFORMATION

EXAMPLE: 35mm Housing
Internal supply connection

TYPE

- 3 Phase sequence & voltage relay
- 3 Phase + N sequence & voltage relay
- PAHA +True time delay
- PAMA +True time delay

INPUT

- Standard voltages
- Transformer internal connected to L1-L3

- 100, 110 and 115
- 220, 230 and 240
- 380, 400 and 415
- 440, 460 and 480

ADJUSTMENT

- Trimpot and dipswitch adj.

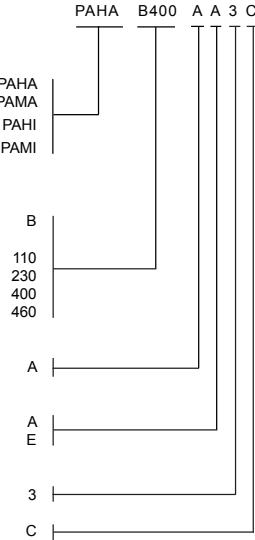
HOUSING

- Rail mounting
- Socket 11-pin

SIZE

- 35 mm.

CODE END



EXAMPLE: 45mm w/socket
External supply connections

TYPE

- 3-Phase sequence & voltage relay
- 3-Phase + N sequence & voltage relay
- PAHA +True time delay
- PAMA +True time delay

INPUT

- standard voltages
- 100, 110 and 115V
- 220, 230 and 240V
- 380, 400 and 415V
- 440, 460 and 480V
- (other voltages on request)

- 10.0 to 99.9 V
- 100. to 999. V

SUPPLY

- AC with transformer
- AC/DC with switch mode supply

SUPPLY VOLTAGE

- From 19.2 to 28.8 V
- From 38.4 to 57.6 V
- From 80 to 138 V
- From 176 to 288 V
- From 304 to 498 V
- From 352 to 576 V
- (other voltages on request)

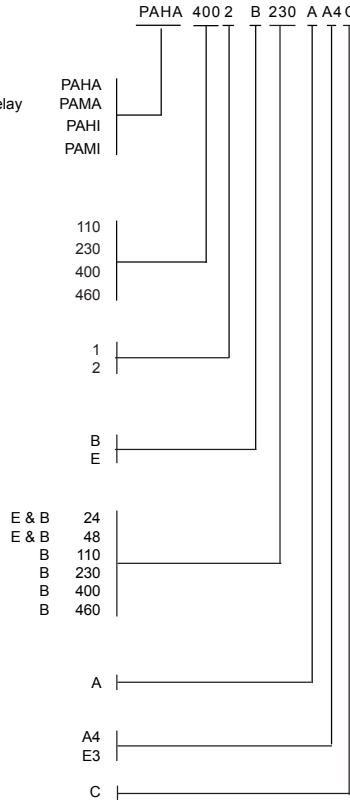
ADJUSTMENT

- Trimpot and dipswitch adj.

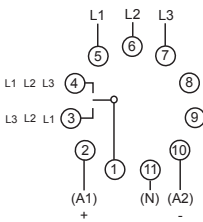
HOUSING

- Rail mounting 45mm wide
- Socket 11-pin 35mm wide

CODE END



SOCKET MOUNTING*



*CE up to 230V phase to phase voltage

We reserve the right to make changes for product improvement.

PAHA.INDD - 141008