


SERIE EZ14 CON RELÈ ELETTROMECCANICO EZ14 SERIES WITH ELECTROMECHANICAL RELAY

INTERFACCIA MODULARE A RELÈ ELETTROMECCANICO 8A - 2 CONTATTI IN SCAMBIO, LARGHEZZA 14 mm
TWO 8A EXCHANGE CONTACT ELECTROMECHANICAL RELAY INTERFACE MODULE, BREADTH 14 mm



- * Led segnalazione alimentazione del relè
- * Relay input signaling led
- * Aggancio per barra din
- * Drawbar for din bar
- * 2 contatti in scambio 8A
- * Two 8A exchange contacts
- * Pettine a 8 poli per collegamento interfacce in parallelo
- * 8 Pole comb for in parallel interface connection
- * Larghezza interfaccia 14mm
- * Interface breadth 14mm
- * Grado di protezione IP20
- * Protection degree IP20
- * Temperatura funzionamento -20 +55 °C
- * Operating temperature -20 +55 °C

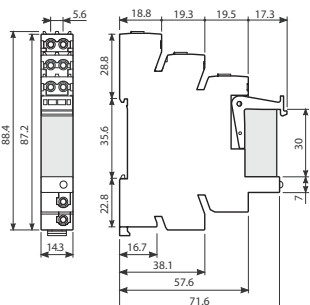
TABELLA SELEZIONE INTERFACCIE - INTERFACE SELECTION TABLE

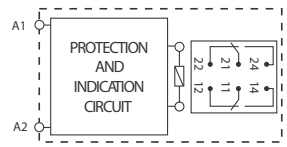
Tensione ingresso Input voltage	Corrente uscita Output current	Configurazione contatti Contact configuration	Modello Model
12VDC	8A	2 contatti in scambio 2 exchange contacts	EZ14-24D-RM12
24VDC			EZ14-24D-RM24
24VAC/DC			EZ14-24AD-RM24
125VAC/DC			EZ14-125AD-RM110
240VAC/DC			EZ14-240AD-RM110

RELE' ELETTROMECCANICI IMPIEGATI NELLE INTERFACCIE EZ14 ELECTROMECHANICAL RELAYS USED ON EZ14 INTERFACES

Tensione controllo interfacce Interface control voltage	Modelli relè finder Finder relays	Codici EL.CO. Codes
12V DC	41.52.9.012.0010	ER14-12D
24V DC	41.52.9.024.0010	ER14-24D
24V AC/DC	41.52.9.024.0010	ER14-24D
125V AC/DC	41.52.9.110.0010	ER14-110D
240V AC/DC	41.52.9.110.0010	ER14-110D

Dimensioni in mm
Dimensions in mm








TABELLA SELEZIONE ZOCCOLI - SOCKET SELECTION TABLE

Tensione controllo interfacce Interface control voltage	Modello Model
12VDC	EZ14-24D
24VDC	EZ14-24D
24VAC/DC	EZ14-24AD
125VAC/DC	EZ14-125AD
240VAC/DC	EZ14-240AD