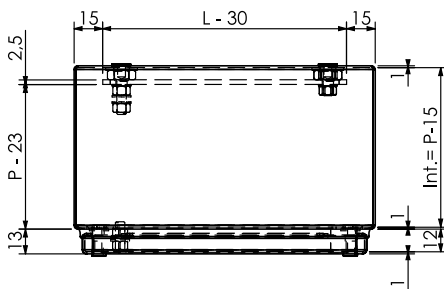
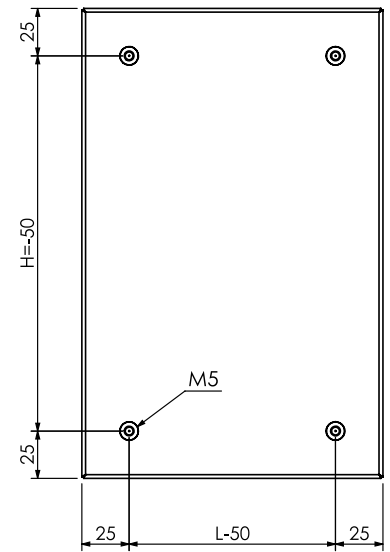
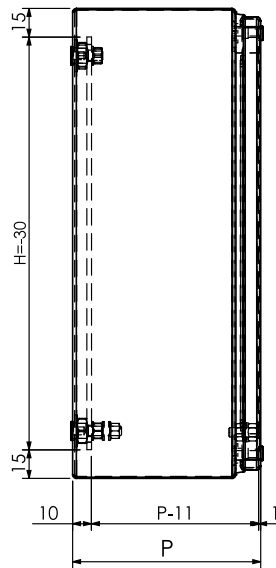
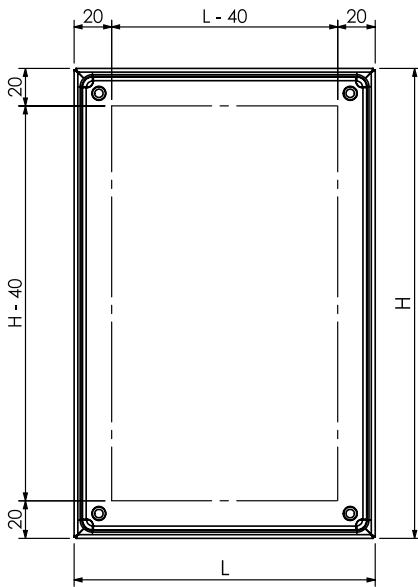


TERMINAL BOX ADH

Terminal box in AISI 304L (Wnr 1.4307) stainless steel, ideal for use in sectors requiring high standards of hygiene due to the profile design developed for easy cleaning. Blind screw-on cover featuring "clip-on" silicone seal, FDA approved. 25/10 FeZn internal plate. IP66 protection rating. IP67, IP69K and UL also available on request.



L = W (width)
H = H (height)
P = D (depth)

CERTIFICATIONS

As standard	IP66
On request	IP67 - IP69K - Atex 3GD - Atex 2GD - UKCA Ex UL/CSA

TECHNICAL DETAILS

Minimum dimensions	W= 80 mm H= 80 mm D= 60 mm
Maximum dimensions	W= 400 mm H= 400 mm D= 200 mm
Dimensional pitch	10 mm
Door drilling reference	W- 40 mm H- 40 mm
Internal plate	Can be applied when at least one side is greater than 100 mm W- 30 mm H- 15 mm for enclosures with one side < 100 mm (2 M5 bushes) W- 30 H- 30 mm for enclosures with sides > 100 mm (4 M5 bushes)
Usable depth	D- 11 mm
Centre-to-centre distance for securing enclosure	H- 30 mm up to short side 100 mm (2 M5 bushes) H- 50 mm for models with sides > 100 mm (4 M5 bushes)

TECHNICAL DESCRIPTION

Type of steel	AISI 304L (Wnr 1.4307) Scotch-brite
Cover spacers	The cover has a thickness of 10/10 when WxH is below 80,000 mm ² ; beyond this size the thickness is 12/10.
Cover	Blind
Cover opening	Detachable
Closing system	Screwed-on, M5*
Cover thickness	1 mm
Rear fastenings	M5 bushes
Internal plate	25/10 FeZn
Seal	Silicone

*Standard set of screws supplied dismantled: 4 hex-head screws + 4 slot-head screws.

CUSTOMISATION OPTIONS

Material	AISI 316L (Wnr 1.4404)
Finishes	SN Coarse satin, BA Polished, 2B Matt, coating, micro shot-peening, passivation
Thicknesses	1.2 mm*
Rear fastenings	Stud bolts
Cover	<ul style="list-style-type: none"> • Application of Lexan STD, min. enclosure dimensions 130x130 mm • Application of Lexan UL, min. enclosure dimensions 150x150 mm • Application of 3+3 glass, min. enclosure dimensions 250x250 mm • Application of cover fall-prevention system
Sides	Option of incline up to 7° on 4 sides, drilling H- 20 mm, W- 20 mm, D- 33 mm (10+23 mm)
Internal plate	Mounting on stud bolts, blind back, material A304L or A316L thickness 1.5 mm
Installation on mobile arm	Yes, with minimum depth of 110 mm
Handles	from H/W >180 mm

*To be verified during order phase

Product accessories

- / Flat wall brackets
- / Raised wall brackets
- / M5 wall-mounted spacers
- / Cable input gland plate
- / Pedestal model PD3210
- / DIN rail support

For more accessories, please consult the section "OTHER ACCESSORIES".

