

Sine wave output filter for high-speed motor drives


Output Filters FN 5020



- | Smoothing of PWM drive output voltages
- | Increased service life of expensive high-speed motors
- | Reduction of audible motor noise
- | Improvement of system reliability
- | Production up-time for mission critical applications



Performance indicators



Technical specifications

Maximum continuous operating voltage dc link voltage	3x 500/288 VAC 1000 VDC max.
Motor frequency	0 to 600 Hz
Switching frequency	6 to 15 kHz
Rated currents	25 to 120 A @ 50 °C
Motor cable length	200 m max.
Residual ripple voltage	<5%
High potential test voltage	P → E 2000 VAC for 2 sec P → P 1000 VDC for 2 sec
Protection category	IP20
Overload capability	1.5x rated current for 1 minute, once per hour
Temperature range (operation and storage)	-25 °C to +100 °C (25/100/21)
Flammability corresponding to	UL 94 V-2 or better
Design corresponding to	UL 1283, CSA 22.2 No. 8 1986,
MTBF @ 50°C/400V (Mil-HB-217F)	>100,000 hours
Lifetime (calculated)	> 10 years (25, 55 A) ~ 5 years (75, 120 A)

Approvals

ROHS

Features and benefits

- | Suitable for fast rotating fields up to 600 Hz
- | Conversion of the PWM output signal (symmetrical voltage components) of motor drives into a smooth sine wave with low residual ripple
- | Elimination of premature motor damage caused by high dv/dt, overvoltages, motor overheating and eddy current losses
- | Significantly increased service life of expensive (high-speed) motors
- | Reduction of the pulse load of motor drive IGBTs and the parasitic losses on long shielded motor cables
- | Less interference propagation towards neighboring equipment or lines
- | Advanced choke design to minimize filter losses and voltage drop
- | IP20 protection, touch-safe terminals and temperature monitoring function to increase overall equipment safety

Typical applications

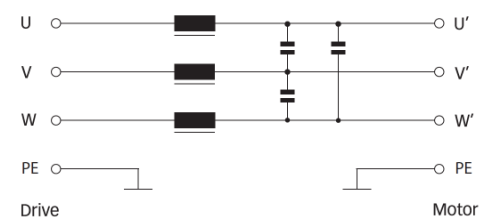
Motor drives and motors in high-speed applications, like:

- | High-speed spindles
- | Textile machinery
- | Lasers
- | Military appliances (400 Hz)


Motor drive applications with medium to long motor cables and/or with multiple motors in parallel, like:

- | Pumps
- | Conveyors

Typical electrical schematic



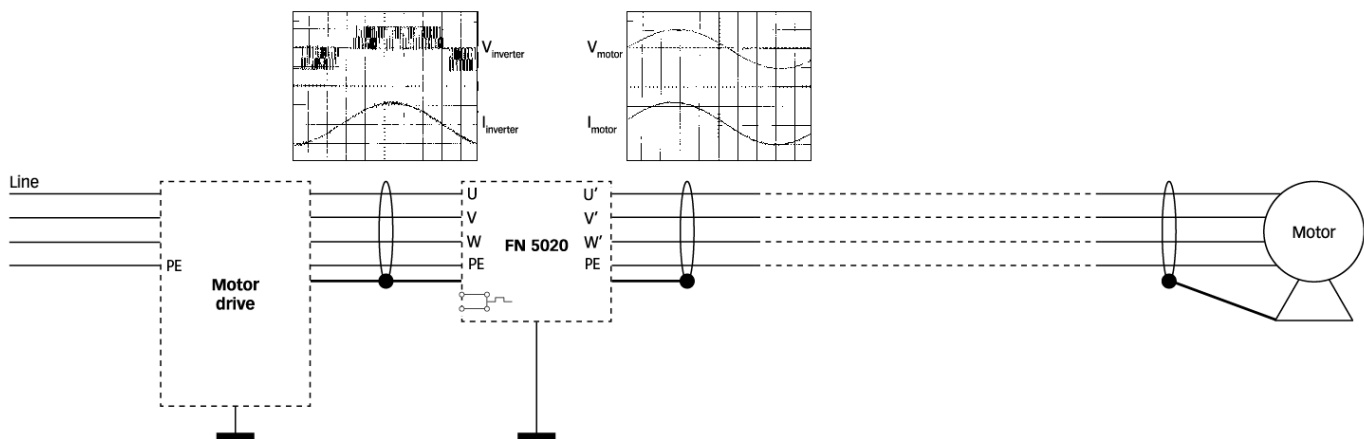
Filter selection table

Filter	Rated current @ 50 °C	Typical motor power rating*	Typical power loss**	Output connections	Weight
	[A]	[kW]	[W]		[kg]
FN 5020-25-33	25	15	n.a.	-33	13
FN 5020-55-34	55	30	n.a.	-34	29
FN 5020-75-35	75	45	n.a.	-35	49
FN 5020-120-35	120	75	n.a.	-35	57

* General purpose four-pole (1500r/min) AC induction motor rated 480 V/50 Hz.

** Exact value highly depends upon the motor cable type and length, switching frequency, motor frequency and further stray parameters within the system. Please contact your local Schaffner partner for individual application support.

Typical block schematic



Temperature monitoring function

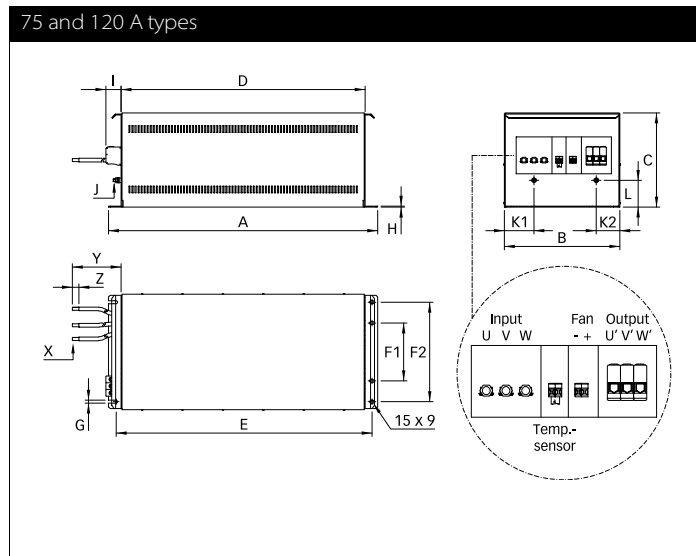
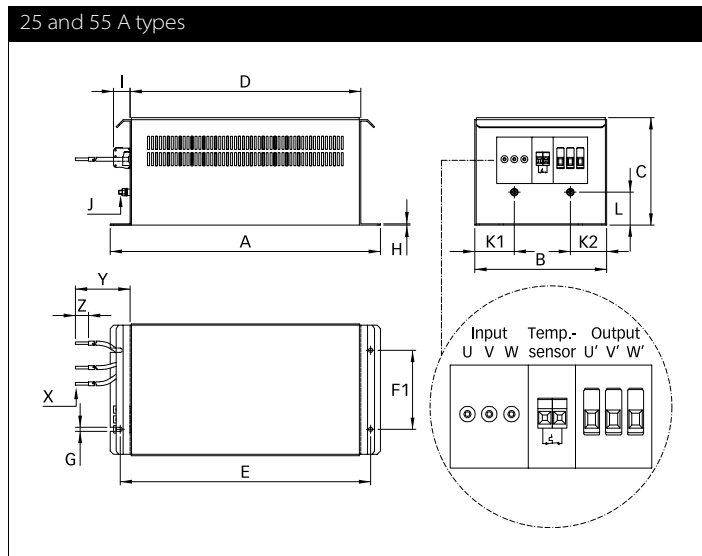
All filters of this range are equipped with a temperature monitoring function. The built-in temperature sensor opens a potential-free contact in the case of filter overtemperature (>120 °C). The maximum switching capability is 6A/250 V. This function can be used, for example, in the input of a CNC controller or as the trip of a circuit breaker in order to interrupt the mains power supply. Connections are located next to the phase connectors (see mechanical data for details).

Forced cooling

The 75 A and 120 A filters provide internal cooling fans which require external power supply (24 VDC/~4 W). Connections are located next to the connectors of the temperature sensor (see mechanical data for details).

For additional information please consult the Schaffner application note „Sinus Plus – New Output Filter Concept for Power Drive Systems“.

Mechanical data



Dimensions

	25 A	55 A	75 A	120 A
A	410	554	799	799
B	200	250	343	343
C	163	203	280	280
D	350	500	725	725
E	380	524	760	760
F1	120	170	172	172
F2			296	296
G	6.5	9	9	9
H	2	3	3	3
I	25	39	45	45
J	M6	M6	M8	M8
K1	60	70	88	88
K2	55	55	70	70
L	50	69	80	80
X	AWG 10	AWG 6	25mm ²	35mm ²
Y	1000 +20/-0	1000 +20/-0	1000 +20/-0	1000 +20/-0
Z	20	20	20	20

All dimensions in mm; 1 inch = 25.4 mm
Tolerances according: ISO 2768-m / EN 22768-m

Filter output connector cross sections

	-29	-33	-34	-35
Solid wire	6 mm ²	16 mm ²	35 mm ²	50 mm ²
Flex wire	4 mm ²	10 mm ²	25 mm ²	50 mm ²
AWG type wire	AWG 10	AWG 6	AWG 2	AWG 1/0
Recommended torque	0.6-0.8 Nm	1.5-1.8 Nm	4.0-4.5 Nm	7-8 Nm

Please visit www.schaffner.com to find more details on filter connectors.



Headquarters, global innovation and development center

Switzerland

Schaffner Group

Nordstrasse 11
4542 Luterbach
T +41 32 6816 626
F +41 32 6816 630
info@schaffner.com
<http://www.schaffner.com>



Sales and application centers

China

Schaffner EMC Ltd. Shanghai

T20-3, No 565 Chuangye Road
Pudong New Area
201201 Shanghai
T +86 21 3813 9500
F F +86 21 3813 9501 / 02
cschina@schaffner.com
<http://www.schaffner.com.cn/>

Finland

Schaffner Oy

Sauvonrinne 19 H
08500 Lohja
T +358 19 35 72 71
finlandsales@schaffner.com

France

Schaffner EMC S.A.S.

112, Quai de Bezons
Boîte postale 133
95103 Argenteuil
T +33 1 34 34 30 60
F +33 1 39 47 02 28
francesales@schaffner.com

Germany

Schaffner Deutschland GmbH

Schoemperlenstrasse 12B
76185 Karlsruhe
T +49 721 56910
F +49 721 569110
germanysales@schaffner.com

Italy

Schaffner EMC S.r.l.

Via Galileo Galilei 47
20092 Cinisello Balsamo (MI)
T +39 02 66 04 30 45/47
F +39 02 61 23 943
italysales@schaffner.com

Japan

Schaffner EMC K.K.

1-32-12, Kamiyama, Setagaya-ku
7F Mitsui-seimei Sangenjaya Bldg.
154-0011 Tokyo
T +81 3 5712 3650
F +81 3 5712 3651
japansales@schaffner.com
<http://www.schaffner.jp>

Singapore

Schaffner EMC Pte Ltd.

Blk 3015A Ubi Road 1
05-09 Kampong Ubi Industrial Estate
408705 Singapore
T +65 6377 3283
F +65 6377 3281
singaporesales@schaffner.com

Spain

Schaffner EMC España

Edificio E, Alcobendas
El Soto de la Moraleja Alcobendas
28109 Madrid
T +34 618 176 133
spainsales@schaffner.com

Sweden

Schaffner EMC AB

Turebergstorg 1, 6
19147 Sollentuna
T +46 8 5792 1121 / 22
F +46 8 92 96 90
swedensales@schaffner.com

Switzerland

Schaffner EMV AG

Nordstrasse 11
4542 Luterbach
T +41 32 6816 626
F +41 32 6816 641
sales@schaffner.ch

Taiwan R.O.C.

Schaffner EMV Ltd.

6 Floor, No. 413
Rui Guang Road
114 Neihu District Taipei City
T +886 2 87525050
F +886 2 87518086
taiwansales@schaffner.com

Thailand

Schaffner EMC Co. Ltd.

Northern Region Industrial Estate
67 Moo 4 Tambon Ban Klang Amphur Muang
P.O. Box 14
51000 Lamphun
T +66 53 58 11 04
F +66 53 58 10 19
thailandsales@schaffner.com

UK

Schaffner Ltd.

5 Ashville Way
Molly Millars Lane Wokingham
RG41 2PL Berkshire
T +44 118 9770070
F +44 118 9792969
uksales@schaffner.com
<http://www.schaffner.uk.com>

USA

Schaffner EMC Inc.

52 Mayfield Avenue
08837 Edison, New Jersey
T +1 800 367 5566
T +732 225 9533
F +732 225 4789
usasales@schaffner.com
<http://www.schaffner.com/us>

Schaffner MTC LLC

6722 Thirlane Road
24019 Roanoke, Virginia
T +276 228 7943
F +276 228 7953
<http://www.schaffnerusa.com>

Schaffner Trencos LLC

2550 Brookpark Road
44134 Cleveland, Ohio
T +216 741 5282
F +216 741 4860
www.schaffner-trencos.com

To find your local partner within Schaffner's global network, please go to:
www.schaffner.com

© 2014 Schaffner Group

The content of this document has been carefully checked and understood. However, neither Schaffner nor its subsidiaries assume any liability whatsoever for any errors or inaccuracies of this document and the consequences thereof. Published specifications are subject to change without notice. Product suitability for any area of application must ultimately be determined by the customer. In all cases, products must never be operated outside their published specifications. Schaffner does not guarantee the availability of all published products. This disclaimer shall be governed by substantive Swiss law and resulting disputes shall be settled by the courts at the place of business of Schaffner Holding AG. Latest publications and a complete disclaimer can be downloaded from the Schaffner website. All trademarks recognized.