




**Accessories for the mobile Power
Quality Analyzers
PQ-Box family**





Oct-19






Accessoires	
<p><u>Rogowski coil set CAT IV 600V</u></p> <p>Current range: 1A to 3000A RMS, Accuracy: 1% size: 61 cm (24"), <u>set of 4 pieces</u> Diameter = 194mm, Rogowski clamp head = 9,9mm Frequency range: 10Hz to 20kHz</p> <p>Order code: 111.7001</p>	
<p><u>Rogowski coil set CAT IV 600V</u></p> <p>Current range: 1A to 6000A RMS, Accuracy: 1% size: 91 cm (36"), <u>set of 4 pieces</u> Diameter = 290mm, Rogowski clamp head = 9,9mm Frequency range: 10Hz to 20kHz</p> <p>Order code: 111.7006</p>	
<p><u>Rogowski coil set CAT IV 600V</u></p> <p>Current range: 1A to 500A RMS; Accuracy: 1% size: 22 cm (9"), <u>set of 4 pieces</u> Diameter = 70mm, Rogowski clamp head = 6,1mm Frequency range: 10Hz to 50kHz</p> <p>Order code: 111.7085</p>	




Accessoires	
<p><u>Current clamp 4 probes CAT III 600V</u></p> <p>MU-Metal clamp with two switchable measurement ranges, 15 mm inner diameter, <u>set of 4 pieces</u> (high precision – low angle error) Switchable measurement range 0...20A...200A</p> <p>Order code: 111.7015</p>	
<p><u>Current clamp 4 probes CAT III 600V</u></p> <p>Current clamp, 15 mm inner diameter, <u>set of 4 pieces</u> Measurement range 0...50A</p> <p>Order code: 111.7035</p>	
<p><u>Current clamp 3 probes CAT III 600V</u></p> <p>MU-Metal Current clamp, 15 mm inner diameter <u>set of 3 pieces</u> , (special export edition) Measurement range 0...20A</p> <p>Order code: 111.7003</p>	

Accessoires	
<p><u>Extension cable</u></p> <p>for current clamps & Rogowski Coils 5m length, for 7-pole Amphenol plug, IP65</p> <p>Order code: 111.7025</p>	
<p><u>Adapter cable set</u></p> <p>with 4 mm banana plugs for connection of AC / DC clamp (111.7020) and other manufacturer</p> <p>Order code: 111.7004</p>	
<p><u>Current clamp one probe:</u></p> <p>10mA...5A (100mV/A) AC, 4 mm banana plugs <i>Note: Adapter cable, order code 111.7004 is necessary</i></p> <p>Order code: 111.7043</p>	

Accessoires	
<p><u>AC / DC Current clamp (set)</u></p> <p>One Current clamp with switchable measurement ranges 60A / 600 A (600mV output), power supply for permanent supply and two 4mm adapter sockets for adapter cable set.</p> <p>The adapter cable set 111.7004 is required additionally and has to be ordered separately.</p> <p>Order code: 111.7094</p>	
<p><u>Magnetic voltage probe, 7mm</u></p> <p>with 4 mm safety plug (3 x red, 1 x blue) 7mm</p> <p>Order code: 111.7008</p>	
<p><u>Magnetic voltage probe, 6mm</u></p> <p>with 4 mm safety plug (3 x black, 1 x blue) 6mm</p> <p>Order code: 111.7045</p>	
<p><u>Test plug</u></p> <p>with 4 mm safety banana sockets for voltage Measurement at grounding receptacle universal socket</p> <p>Order code: 582.0509</p>	




Accessoires	
<p><u>Variogrip – voltage tap</u></p> <p>Adjustable voltage tap for hexagon socket screws, 5mm.</p> <p>Order code: 111.7051</p>	
<p><u>Variogrip – voltage tap</u></p> <p>Adjustable voltage tap for hexagon socket screws, 6mm.</p> <p>Order code: 111.7052</p>	
<p><u>Grip F – voltage tap</u></p> <p>Adjustable voltage tap for power bars, 0..30mm</p> <p>Order code: 111.7053</p>	
<p><u>Clutch – voltage tap</u></p> <p>Voltage tap for fast and reliable contact of pins / bolts</p> <p>Order code: 111.7065</p>	
<p><u>Spring Grabber– voltage tap</u></p> <p>Voltage tap for fast and reliable contact of pins / bolts</p> <p>Order code: 111.7066</p>	
<p><u>Test Tap – voltage tap</u></p> <p>Voltage tap for fast and reliable contact of sockets</p> <p>Order code: 111.7067</p>	





Accessoires	
<p><u>Fuse voltage probe</u></p> <p>High performance fuse (1A) with both sides 4mm banana plugs usage with voltage measurement cables of PQ-Box 100.</p> <p>Order code: 111.7014 .02</p>	
<p><u>Dolphin clamps</u></p> <p>For tapping the measuring voltage for the PQ-Box. The set contains: 3x red, 1x blue, 1x green clamps 1000 V, CAT III / 32 A</p> <p>Order code: 111.7024</p>	
<p><u>Extension of measuring lead</u></p> <p>To extant the measuring lead of the PQ-Box. Length: 2m</p> <p>Order code: 111.7054.00, black 111.7054.01, red 111.7054.02, blue</p>	





Accessoires	
<p><u>Label set for measurement stripes</u></p> <p>Label set, different colored, to tag measurement stripes for international use.</p> <p>Order code: 111.7044</p>	
<p><u>Measuring adapter 400V, CAT III</u></p> <p>Adapter 5-phases including plug (32 A) and conductor to measure the voltage and current values. 4 mm banana plugs to connect measurement stripes</p> <p>Order code: 111.7042</p>	
<p><u>Measuring adapter 400V, CAT III</u></p> <p>Adapter 5-phases including plug (16 A) and conductor to measure the voltage and current values. 4 mm banana plugs to connect measurement stripes</p> <p>Order code: 111.7068</p>	

Accessoires	
<p><u>Measuring adapter, 3-phase, 230V, CAT II</u></p> <p>Adapter 3-phases including plug and conductor to measure the voltage and current values. 4 mm banana plugs to connect measurement stripes</p> <p>Order code: 111.7056</p>	
<p><u>Test plug</u> with 4 mm safety banana sockets for voltage Measurement at 16A CEE socket</p> <p>Order code: 111.7072</p>	
<p><u>Test plug</u> with 4 mm safety banana sockets for voltage Measurement at 32A CEE socket</p> <p>Order code: 111.7073</p>	
<p><u>GPS Clock for PQ-Box</u></p> <p>radio controlled GPS-clock, RS232 for PQ-Box U_n: H1 or H2, with accessory</p> <p>Order code: 111.9024.47 (H1) H1: external AC 85V...110V...264V/DC88V...220V...280V</p> <p>Order code: 111.9024.48 (H2) H2: external DC 18V ... 60V ... 72V</p>	




Accessoires	
<p><u>USB – RJ45 extension cable</u></p> <p>Extension of USB cable via RJ 45, max 45m</p> <p>Order code: 111.9030.51</p>	
<p><u>USB - Ethernet Adapter</u></p> <p>for remote readout (only PQ-Box 100)</p> <p>Order code: 111.9030.43</p>	
<p><u>UMTS connection for TCP interface</u></p> <p>To connect the PQ-Box 150/200/300 via UMTS</p> <p>Order code:</p> <p>Basic Unit: Tosibox Lock 100, 111.9030.55</p> <p>Stick: Tosibox Key 200, 111.9030.70</p> <p>Modem: USB-UMTS(3G) Modem, 111.9030.54</p> <p>Antenna adapter (3G), 111.9030.58</p> <p>USB-LTE (4G) Modem, 111.9030.63</p> <p>Antenna adapter (4G), 111.9030.64</p> <p>Antenna: Antenna, 8m cable, 111.9030.59</p> <p>Extension, 10m, 111.9030.60</p>	

Accessoires	
<p><u>LEMP Isolation cover</u></p> <p>Small LEMP Isolation cover for PQ-Box 100 (only!) to cover measurement equipment during recording at the house connection box.</p> <p>A simple and really rough case of a weak and steady isolation material allows a maximum way of safety. The cover could be locked by a locker, cable connector or seal at the cable sleeves.</p> <p>Dimensions: 450x 250x250 mm</p> <p>Order code: 111.7012</p>	
<p><u>LEMP Isolation cover for PQ-Box, small</u></p> <p>LEMP Isolation cover for PQ-Box to cover measurement equipment during recording at house connection-box.</p> <p>A simple and really rough case of a weak and steady isolation material allows a maximum way of safety. The cover could be locked by a locker, cable connector or seal at the cable sleeves.</p> <p>Dimensions: 470x300x240 mm</p> <p>Order code: 111.7071</p>	
<p><u>LEMP Isolation cover for PQ-Box, large</u></p> <p>LEMP Isolation cover for PQ-Box to cover measurement equipment during recording at house connection-box.</p> <p>A simple and really rough case of a weak and steady isolation material allows a maximum way of safety. The cover could be locked by a locker, cable connector or seal at the cable sleeves.</p> <p>Dimensions: 735x435x240 mm</p> <p>Order code: 111.7086</p>	


Accessoires													
<p><u>Calib Box</u> Calibration set for PQ-Box 100/150/200/300 for connecting a calibrator, (default 230V). Adjustment of all U / I inputs via software with report</p> <p>Order code: 111.7039</p>													
<p><u>Factory calibration current clamp set</u> Measurement points: 1A, 5A, 10A</p> <p>Order code: 200.0101</p>	<p>Prüfbescheinigung Test certificate</p>												
<p><u>Factory calibration rogowski coil set</u> Measurement points: 250A, 500A, 1000A</p> <p>Order code: 200.0102</p>	<p>Prüfbescheinigung Test certificate</p>												
<p><u>DAkKS calibration of PQ-Box</u> Depending on the complexity of the desired measurement points and test accessories. The PQ-Box, current clamp and / or rogowski coil is checked by an external calibration laboratory and returned with report document.</p> <table style="width: 100%; border: none;"> <tr> <td style="width: 60%;"><u>PQ-Box</u></td> <td style="text-align: right;">Order code: 200.0201</td> </tr> <tr> <td><u>current clamp set</u></td> <td style="text-align: right;">Order code: 200.0202</td> </tr> <tr> <td><u>rogowski coil set</u></td> <td style="text-align: right;">Order code: 200.0203</td> </tr> <tr> <td><u>PQ-Box with current clamp set</u></td> <td style="text-align: right;">Order code: 200.0204</td> </tr> <tr> <td><u>PQ-Box with rogowski coil set</u></td> <td style="text-align: right;">Order code: 200.0205</td> </tr> <tr> <td><u>PQ-Box with current clamp set and rogowski coil set</u></td> <td style="text-align: right;">Order code: 200.0206</td> </tr> </table>	<u>PQ-Box</u>	Order code: 200.0201	<u>current clamp set</u>	Order code: 200.0202	<u>rogowski coil set</u>	Order code: 200.0203	<u>PQ-Box with current clamp set</u>	Order code: 200.0204	<u>PQ-Box with rogowski coil set</u>	Order code: 200.0205	<u>PQ-Box with current clamp set and rogowski coil set</u>	Order code: 200.0206	 <p>esz AG calibration & metrology <small>akkreditiert durch die / accredited by the</small> Deutsche Akkreditierungsstelle GmbH  <small>als Kalibrierlaboratorium im / as calibration laboratory in the</small> Deutschen Kalibrierdienst </p>
<u>PQ-Box</u>	Order code: 200.0201												
<u>current clamp set</u>	Order code: 200.0202												
<u>rogowski coil set</u>	Order code: 200.0203												
<u>PQ-Box with current clamp set</u>	Order code: 200.0204												
<u>PQ-Box with rogowski coil set</u>	Order code: 200.0205												
<u>PQ-Box with current clamp set and rogowski coil set</u>	Order code: 200.0206												

Accessories	
<p><u>Carrying box PQ-Box 50</u></p> <p>Carrying box with forms for PQ-Box 50 and accessories. Case dimensions 450x 360x 123mm Plastic material, color black, Weight 1500 g</p> <p>Order code: 582.0040</p>	
<p><u>Carrying bag PQ-Box 50</u></p> <p>Carrying bag, textile with forms for PQ-Box 50 and accessories Bag dimensions 420x 340x 85mm Weight 1.300 g</p> <p>Order code: 582.0032.01</p>	
<p><u>Protection cover</u></p> <p>Protection cover for PQ-Box 50 A simple and really rough case to protect your PQ-Box 50. Material color black</p> <p>Order code: 564.0515</p>	
<p><u>Battery- Pack for PQ-Box 50</u></p> <p>For PQ-Box 50</p> <p>Order code: 570.0015</p>	



Accessoires	
<p><u>PQ-Box 50 Upgrade</u> Basic (B0) to Light (B1) Order code: 900.9298 Note: serial number required</p>	<p>PQ-Box 50</p> <hr style="border: 0.5px solid black;"/> <p>PQ-Box 50 Upgrade: Basic - Light Feature: B1</p>
<p><u>PQ-Box 0 Upgrade</u> Light (B1) to Expert (B2) Order code: 900.9299 Note: serial number required</p>	<p>PQ-Box 50</p> <hr style="border: 0.5px solid black;"/> <p>PQ-Box 50 Upgrade: Light to Expert Feature: B2</p>
<p><u>PQ-Box 50 Upgrade</u> Basic (B0) to Expert (B2) Order code: 900.9297 Note: serial number required</p>	<p>PQ-Box 50</p> <hr style="border: 0.5px solid black;"/> <p>PQ-Box 50 Upgrade: Basic to Expert Feature: B2</p>
<p><u>PQ-Box 50 Upgrade</u> Ripple control analysis (R0) to (R1) Order code: 900.9296 Note: serial number required</p>	<p>PQ-Box 50</p> <hr style="border: 0.5px solid black;"/> <p>PQ-Box 50 Upgrade: RSA Feature: R1</p>
<p><u>PQ-Box 50, Service package I</u> Recalibration with certificate and inspection sticker Order code: 200.0013</p>	<p>Prüfbescheinigung</p> <p>Test certificate</p>



Accessories	
<p><u>Carrying box PQ-Box 100</u></p> <p>Carrying box with forms for PQ-Box 100 and accessories. Case dimensions 534x 427x 157mm Plastic material, Weight 3.900 g</p> <p>Order code: 582.0033</p>	
<p><u>Carrying bag PQ-Box 100</u></p> <p>Carrying bag, textile with forms for PQ-Box 100 and accessories Bag dimensions 420x 340x 85mm Weight 1.300 g</p> <p>Order code: 582.0032.01</p>	
<p><u>Protection cover</u></p> <p>Protection cover for PQ-Box 100 A simple and really rough case to protect your PQ-Box 100. Material color orange</p> <p>Order code: 564.0500</p>	

Accessoires	
<p><u>PQ-Box 100 Upgrade</u> Basic (B0) to Light (B1) Order code: 900.9090 Note: serial number required</p>	<p><u>PQ-Box 100</u> PQ-Box 100 Upgrade: Basic - Light Feature: B1</p>
<p><u>PQ-Box 100 Upgrade</u> Light (B1) to Expert (B2) Order code: 900.9091 Note: serial number required</p>	<p><u>PQ-Box 100</u> PQ-Box 100 Upgrade: Light to Expert Feature: B2</p>
<p><u>PQ-Box 100 Upgrade</u> Basic (B0) to Expert (B2) Order code: 900.9093 Note: serial number required</p>	<p><u>PQ-Box 100</u> PQ-Box 100 Upgrade: Basic to Expert Feature: B2</p>
<p><u>PQ-Box 100 Upgrade</u> Ripple control analysis (R0) to (R1) Order code: 900.9092 Note: serial number required</p>	<p><u>PQ-Box 100</u> PQ-Box 100 Upgrade: RSA Feature: R1</p>
<p><u>PQ-Box 100, Service package I</u> Recalibration with certificate and inspection sticker Order code: 200.0001</p>	<p>Prüfbescheinigung Test certificate</p>
<p><u>PQ-Box 100, Service package II</u> Recalibration with certificate and inspection sticker New Akku New SD-Karte, 2GByte Order code: 200.0002</p>	<p>Prüfbescheinigung Test certificate</p>


Zubehör	
<p><u>Carrying box PQ-Box 150</u></p> <p>Carrying box with forms for PQ-Box 150 and accessories. Case dimensions 534x 427x 157mm Plastic material, Weight 3.900 g</p> <p>Order code: 582.0038</p>	
<p><u>PQ-Box 150 Upgrade</u> Basic (B3) to Basic+ (B2) Order code: 900.9398 Note: serial number required</p>	<p>PQ-Box 150</p> <hr/> <p>PQ-Box 150 Upgrade: Basic to Basic+ Feature: B3 → B2</p>
<p><u>PQ-Box 150 Upgrade</u> Basic+ (B2) to Light (B0) Order code: 900.9390 Note: serial number required</p>	<p>PQ-Box 150</p> <hr/> <p>PQ-Box 150 Upgrade: Basic+ to Light Feature: B2 → B0</p>
<p><u>PQ-Box 150 Upgrade</u> Light (B0) to Expert (B1) Order code: 900.9391 Note: serial number required</p>	<p>PQ-Box 150</p> <hr/> <p>PQ-Box 150 Upgrade: Light to Expert Feature: B0 → B1</p>
<p><u>PQ-Box 150 Upgrade</u> Basic+ (B2) auf Expert (B1) Order code: 900.9393 Note: serial number required</p>	<p>PQ-Box 150</p> <hr/> <p>PQ-Box 150 Upgrade: Basic+ to Expert Feature: B2 → B1</p>
<p><u>PQ-Box 150 Upgrade</u> Basic (B3) to Light (B0) Order code: 900.9399 Note: serial number required</p>	<p>PQ-Box 150</p> <hr/> <p>PQ-Box 150 Upgrade: Basic to Light Feature: B3 → B0</p>
<p><u>PQ-Box 150 Upgrade</u> Basic (B3) auf Expert(B1) Order code: 900.9400 Note: serial number required</p>	<p>PQ-Box 150</p> <hr/> <p>PQ-Box 150 Upgrade: Basic to Expert Feature: B3 → B1</p>

Zubehör	
<p><u>PQ-Box 150 Upgrade</u> Ripple control analyses (R0) to (R1) Order code: 900.9392 Note: serial number required</p>	<p><u>PQ-Box 150</u></p> <p>PQ-Box 150 Upgrade: RSA Feature: R1</p>
<p><u>PQ-Box 150 Upgrade</u> Wifi (S0) to (S1) Order code: 900.9397 Note: serial number required</p>	<p><u>PQ-Box 150</u></p> <p>PQ-Box 150 Upgrade: Wifi Feature: S1</p>
<p><u>PQ-Box 150, Service package I</u> Recalibration with certificate and inspection sticker Order code: 200.0031</p>	<p>Prüfbescheinigung</p> <p>Test certificate</p>

Accessoires	
<p><u>Carrying box PQ-Box 200</u></p> <p>Carrying box with forms for PQ-Box 200 and accessories Case dimensions 534x 427x 157mm plastic material, weight 3.900 g</p> <p>Order code: 582.0035</p>	
<p><u>Protection braces for PQ-Box 200</u></p> <p>Protection braces for PQ-Box 200 set of 2 pieces with strap, Material color orange</p> <p>Order code: 564.0510</p>	
<p><u>PQ-Box 200 Upgrade</u></p> <p>Ripple control analyses (R0) auf (R1)</p> <p>Order code: 900.9094</p> <p>Note: serial number required</p>	<p>PQ-Box 200</p> <hr style="width: 20%; margin-left: 0;"/> <p>PQ-Box 200 Upgrade: RSA Feature: R1</p>
<p><u>PQ-Box 200 Upgrade</u></p> <p>Wifi (S0) to (S1)</p> <p>Order code: 900.9396</p> <p>Note: serial number required</p>	<p>PQ-Box 200</p> <hr style="width: 20%; margin-left: 0;"/> <p>PQ-Box 200 Upgrade: Wifi Feature: S1</p>
<p><u>PQ-Box 200 Upgrade</u></p> <p>Transient measuring board (T0) auf (T1)</p> <p>Order code: 200.0020</p> <p>Note: device must be sent in for retrofitting</p>	<p>PQ-Box 200</p> <hr style="width: 20%; margin-left: 0;"/> <p>PQ-Box 200 Upgrade: Transientenkarte Feature: T1</p>
<p><u>PQ-Box 200, Service package I</u></p> <p>Recalibration with certificate and inspection sticker</p> <p>Order code: 200.0011</p>	<p>Prüfbescheinigung</p> <p>Test certificate</p>

Accessoires	
<p><u>Carrying box PQ-Box 300</u></p> <p>Carrying box with forms for PQ-Box 300 and accessories Case dimensions 534x 427x 157mm plastic material, Weight 3.900 g</p> <p>Order code: 582.0039</p>	
<p><u>Protection braces for PQ-Box 300</u></p> <p>Protection braces for PQ-Box 300 set of 2 pieces with strap, Material color black</p> <p>Order code: 564.0514</p>	
<p><u>PQ-Box 300 Upgrade</u></p> <p>Ripple control analyses (R0) auf (R1)</p> <p>Order code: 900.9394</p> <p>Note: serial number required</p>	<p><u>PQ-Box 300</u></p> <p>PQ-Box 300 Upgrade: RSA Feature: R1</p>
<p><u>PQ-Box 200 Upgrade</u></p> <p>Wifi (S0) to (S1)</p> <p>Order code: 900.9395</p> <p>Note: serial number required</p>	<p><u>PQ-Box 300</u></p> <p>PQ-Box 300 Upgrade: Wifi Feature: S1</p>
<p><u>PQ-Box 300, Service package I</u></p> <p>Recalibration with certificate and inspection sticker</p> <p>Order code: 200.0012</p>	<p>Prüfbescheinigung</p> <p>Test certificate</p>

We take care of it.

Accessoires	
<p><u>Carrying bag PQ-Box 150/200/300</u></p> <p>Carrying bag textile with forms for PQ-Box 150/200/300 and accessories. Case dimensions 475x 365x 65 mm, Weight 600 g</p> <p>Order code: 582.0036</p>	
<p><u>Locker for PQ-Box 150/200/300</u></p> <p>Locker with steel cable (length 1,8 m) to lash PQ-Box 150/200/300.</p> <p>Order code: 111.7032</p>	

Accessoires	
<p><u>Adapter cable set for PQ-Box 200/300</u></p> <p>with 4 mm banana plugs for connection of AC / DC clamp (111.7020) and other manufacturer</p> <p>Order code: 111.7028</p>	
<p><u>Irradiance sensor and temperature probe</u></p> <p>Irradiance sensor and temperature probe for PQ-Box 200/300</p> <p>Measurement range: 0..1000W/m², -30..70°C, 0..1V</p> <p>The power supply 111.7049 is required additionally and has to be ordered separately.</p> <p>Order code: 111.7040</p>	
<p><u>Temperature sensor probe</u></p> <p>Temperature sensor probe for PQ-Box 200/300</p> <p>Measurement range: 20..80°C – 0..1V</p> <p>The power supply 111.7049 is required additionally and has to be ordered separately.</p> <p>Order code: 111.7041</p>	
<p><u>Power supply</u></p> <p>Power supply 230V AC, Output 15V DC, 400 mA</p> <p>Order code: 111.7049</p>	

Accessoires	
<p><u>DCF 77 Radio controlled clock for PQ-Box 150/200/300</u></p> <p>DCF 77 Radio controlled clock for PQ-Box incl. rotating wall holder, connection cable and documentation output: RS232</p> <p>Order code: 111.9024.01</p>	
<p><u>Wide range power supply for PQ-Box 150/200/300</u></p> <p>Range: 88V ... 500V AC / 100V ...300V DC 600V CAT IV, IP 65, Set with two adapter cables</p> <p>Order code: 111.7069</p>	
<p><u>Adapter cable</u></p> <p>As a junction at a measuring point For use with power supply you need two pieces</p> <p>Order code: 582.2037</p>	
<p><u>Wide range power supply Set</u></p> <p>1x Wide range power supply (111.7069) 1x Test plug (582.0509) 2x Adapter cable (582.2037)</p> <p>Order code: 111.7069.10</p>	

Accessoires	
<p><u>Battery- Pack for PQ-Box 150/200/300</u> For PQ-Box 150/200/300</p> <p>Order code: 570.0011</p>	
<p><u>Micro-SD-Card 4GB for PQ-Box 150/200/300</u> For PQ-Box 150/200/300</p> <p>Order code: 900.9098.04</p>	
<p><u>Micro-SD-Card 8GB for PQ-Box 150/200/300</u> For PQ-Box 150/200/300</p> <p>Order code: 900.9098.08</p>	

We take care of it.



Netzanalysator Typ	PQ-Box 50			PQ-Box 150				PQ-Box 200		PQ-Box 300
	Basic	Light	Expert	Basic	Basic+	Light	Expert	T0	T1	HF
Speichergröße in Gbyte (Speicher optional)	1			4 (32)				4 (32)		8 (32)
Abtastfrequenz Spannung	20,46 kHz			20,46 kHz				40,96 kHz		409,60 kHz
Abtastfrequenz Strom	20,46 kHz			20,46 kHz				40,96 kHz		409,60 kHz
Abtastfrequenz Transientenmesskarte	-			-				4 MHz		409,60 kHz
Eingänge Spannung (Auflösung AD-Wandler)	4 (16-bit)			4 (24-bit)				4 (24-bit)		4 (24-bit)
Eingänge Strom	4 (16-bit)			4 (24-bit)				5 (24-bit)		5 (24-bit)
Betriebszeit über Akku	4,0 h			4,0 h				4,0 h	3,5 h	3,5 h
Schutzklasse	IP65			IP65				IP65		IP65
Analogeingang (1000 mV)	-	-	-	-	-	-	-	•	•	•
Binäreingang (0-250 V AC/DC)	-	-	-	-	-	-	-	•	•	•
Automatische Normauswertung und Ereigniserfassung nach EN50160/IEC 61000-2-2/IEC 61000-2-12/IEC 61000-2-4 (Klasse 1; 2; 3)/NRS048 /IEEE 519/VDE AR-4105	-	•	•	•	•	•	•	•	•	•
Aufzeichnung freies Intervall 1 sec bis 30 min:										
Aufzeichnung 200 msec und 3 sec Intervall zusätzlich zu freiem Intervall	-			•	•	•	•	•	•	•
Spannung & Strom: Mittel-, 1/4 Perioden-Minimal-, Maximalwert	•	•	•	•	•	•	•	•	•	•
Leistung: P, Q, S, PF, cos(φ), sin(φ), tan(φ)	•	•	•	•	•	•	•	•	•	•
Verzerrungs-, Grundschwingungs-, Modulations-, Unsymmetrieblindleistung	•	•	•	•	•	•	•	•	•	•
Energie: P, Q, P+, P-, Q+, Q-	•	•	•	•	•	•	•	•	•	•
Flicker (Pst, Plt, Pinst)	-	•	•	-	•	•	•	•	•	•
Unsymmetrie Strom und Spannung: Gegensystem, Mittsystem, Nullsystem	•	•	•	-	•	•	•	•	•	•
Spannungsharmonische nach IEC 61000-4-30 Ed. 3 Class A - bis H50.	-	•	•	-	•	•	•	•	•	•
Spannungsharmonische Extremwerte 2. bis 50. (200 ms RMS)	-	-	-	-	-	•	•	•	•	•
Phasenwinkel der Spannungs- und Stromharmonischen	-	-	-	-	-	•	•	•	•	•
Spannungsharmonische 200 Hz Frequenzbänder - 2 kHz bis 9 kHz (IEC 61000-4-7)	-	-	-	-	-	•	•	•	•	•
Supraharmonische 2 kHz bis 170 kHz (200 Hz / 2 kHz Frequenzbänder)	-	-	-	-	-	-	-	-	-	•
Stromharmonische 2. bis 50.	-	•	•	-	•	•	•	•	•	•
Stromharmonische Extremwerte 2. bis 50. (200 ms RMS)	-	-	-	-	-	•	•	•	•	•
Stromharmonische 200 Hz Frequenzbänder 2 kHz bis 9 kHz	-	-	-	-	-	•	•	•	•	•
Wirk-, Blind-, Scheinleistung und Phasenwinkel Harmonische	-	-	-	-	-	•	•	•	•	•
THD U und I ; PWhd U und I ; PHC	•	•	•	•	•	•	•	•	•	•
FFT Berechnung bis	-	10 kHz	-	-	-	10 kHz	20 kHz	20 kHz	170 kHz	170 kHz
Rundsteuersignal 100 Hz bis 3 kHz (200 ms RMS Maximalwerte)	-	-	•	-	-	•	•	•	•	•
Frequenz, 10 sec, Mittel-, Minimal-, Maximalwert	•	•	•	•	•	•	•	•	•	•
10/15/30 min Intervall Leistungswerte P, Q, S, D, cos(φ), sin(φ), tan(φ)	•	•	•	•	•	•	•	•	•	•
Online Modus										
Oszilloskopbild - Abtastfrequenz	20,46 kHz			20,46 kHz				40,96 kHz		409,60 kHz
Leistungsdiagramm 3D für Wirk-, Blind, Schein- und Verzerrungsblindleistung	-	•	•	•	•	•	•	•	•	•
Spannungs-, Strom-, Zwischenharmonische (U, I)	-	•	•	-	•	•	•	•	•	•
Online Spektralanalyse	-	-	DC bis 10 kHz	-	-	DC bis 10 kHz	-	DC bis 20 kHz	DC bis 200 kHz	DC bis 200 kHz
Spannungs-, Stromharmonische 200 Hz Frequenzbänder - 2 kHz bis 9 kHz	-	-	-	-	-	-	•	•	•	•
Supraharmonische bis 200 kHz (200 Hz; 2 kHz Frequenzbänder)	-	-	-	-	-	-	-	-	-	•
Richtung der Harmonischen und Phasenwinkel Stromharmonische	-	-	•	-	-	•	•	•	•	•
Triggerfunktionen (Oszilloskop / TRMS)										
Manueller Trigger über Taste	-	-	-	-	•	•	•	•	•	•
Effektivwert-Trigger Unterschreitung und Überschreitung (U, I)	-	-	•	-	•	•	•	•	•	•
Effektivwert-Trigger Sprung (U, I)	-	-	•	-	•	•	•	•	•	•
Frequenztrigger Unterschreitung, Überschreitung, Sprung	-	-	•	-	•	•	•	•	•	•
Phasensprung-Trigger	-	-	•	-	•	•	•	•	•	•
Hüllkurven-Trigger	-	-	•	-	•	•	•	•	•	•
Intervall-Trigger; Automatik-Trigger	-	-	•	-	•	•	•	•	•	•
Trigger auf Binäreingang (0 – 250 V AC/DC; Schwelle 10 V)	-	-	-	-	-	-	-	•	•	•
Option R1										
Rundsteueranalyse Rekorder für Spannung und Strom 100 Hz bis 3 kHz	R1	R1	R1	R1	R1	R1	R1	R1	R1	R1
Option S1										
WLAN / Wifi	•	•	•	S1	S1	S1	S1	S1	S1	S1

We take care of it.



Warranty Conditions:

Warranty: 1 year from date of delivery for accessories & 3 years for PQ-Boxes.

A. Eberle GmbH & Co. KG

Frankenstraße 160
D-90461 Nürnberg

Tel.: +49 (0) 911 / 62 81 08-0
Fax: +49 (0) 911 / 62 81 08-99
E-Mail: info@a-eberle.de

<http://www.a-eberle.de>

Copyright 2018 by A. Eberle GmbH & Co. KG
Subject to change without notice.

Version: 10/7/2019 3:15 PM