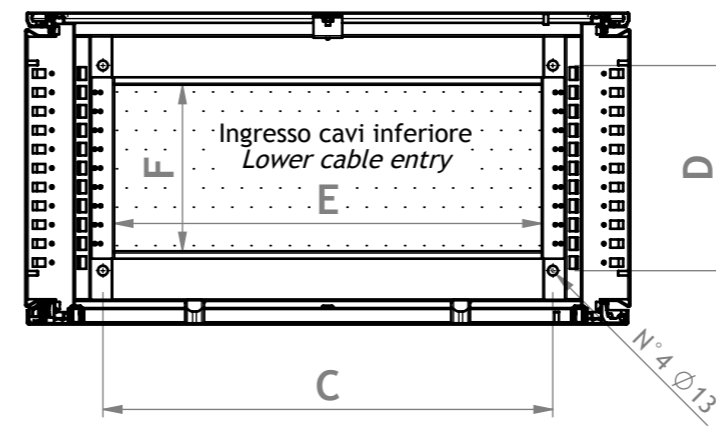
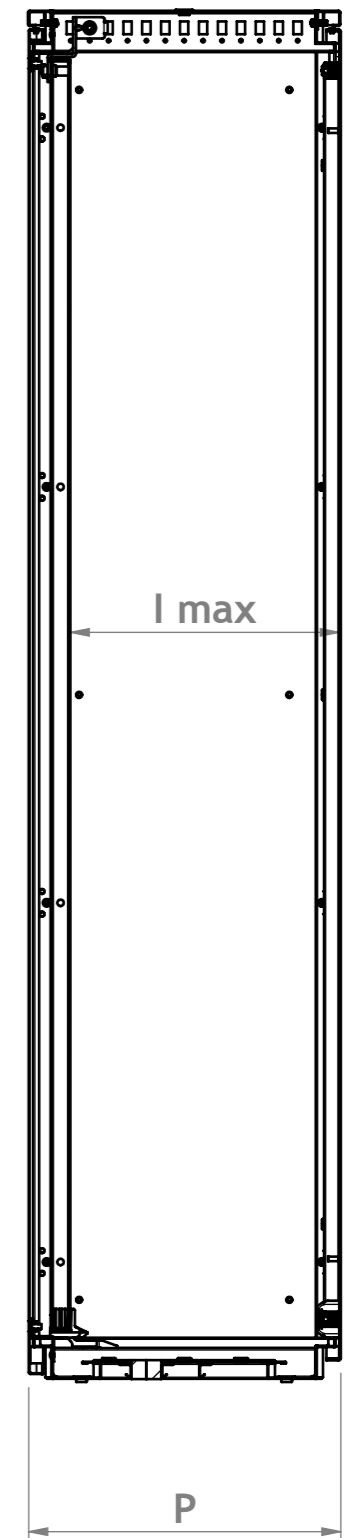
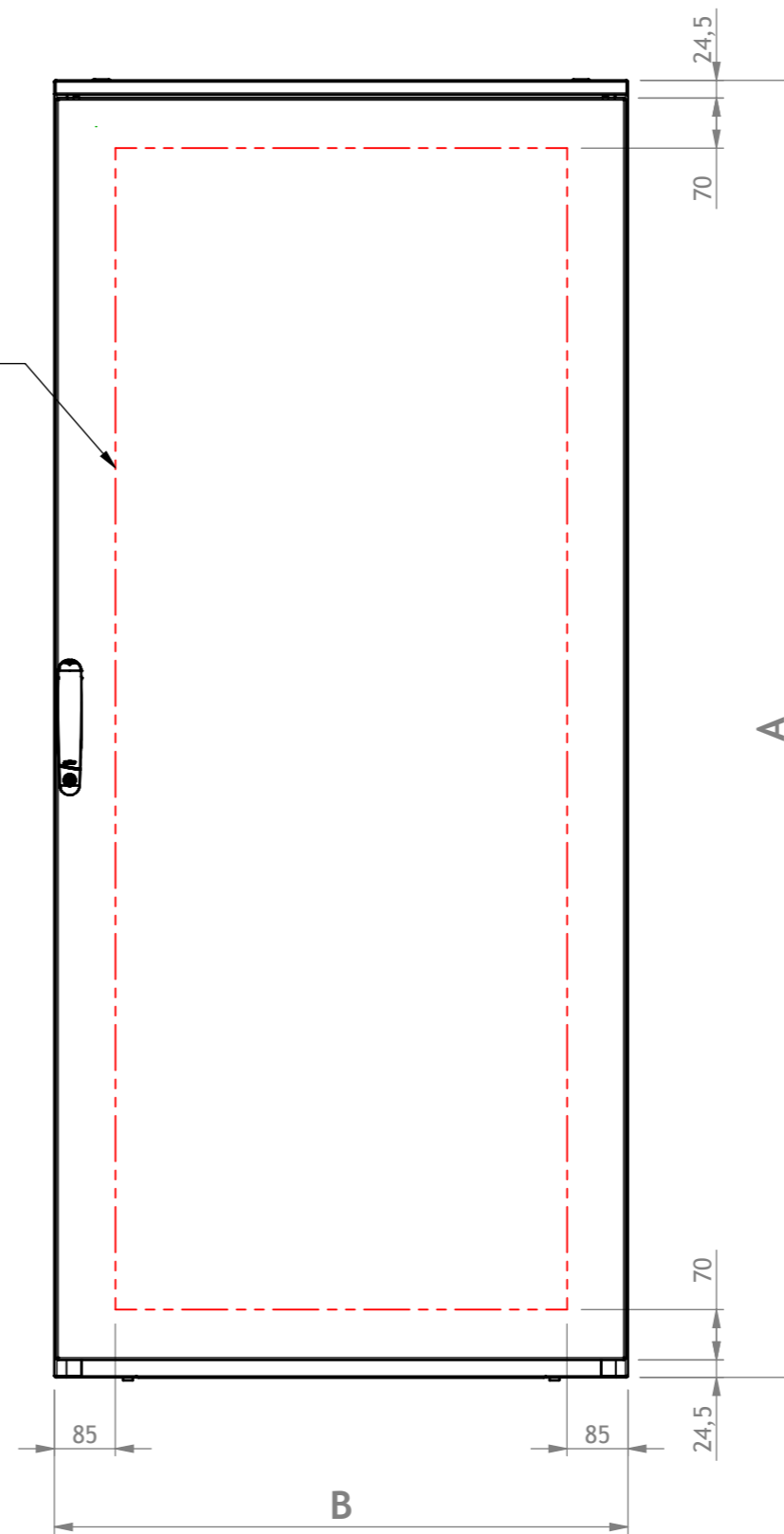


Max area forabile  
Available space for machining



Nr. cod.	Struttura mm Enclosure							Accessori/Accessories		
	B	A	P	C	D	E	F	Piastra P.A mm/Mounting plate		
								L	H	I max
EMOX061604PR	600	1609	414	395	271	365	220	485	1480	350
EMOX061804PR	600	1809	414	395	271	365	220	485	1680	350
EMOX061805PR	600	1809	514	395	371	365	320	485	1680	450
EMOX062004PR	600	2009	414	395	271	365	220	485	1880	350
EMOX062005PR	600	2009	514	395	371	365	320	485	1880	450
EMOX081604PR	800	1609	414	595	271	565	220	685	1480	350
EMOX081804PR	800	1809	414	595	271	565	220	685	1680	350
EMOX081805PR	800	1809	514	595	371	565	320	685	1680	450
EMOX082004PR	800	2009	414	595	271	565	220	685	1880	350
EMOX082005PR	800	2009	514	595	371	565	320	685	1880	450
EMOX101604PR	1000	1609	414	795	271	765	220	885	1480	350
EMOX101804PR	1000	1809	414	795	271	765	220	885	1680	350
EMOX101805PR	1000	1809	514	795	371	765	320	885	1680	450
EMOX102004PR	1000	2009	414	795	271	765	220	885	1880	350
EMOX102005PR	1000	2009	514	795	371	765	320	885	1880	450

emox

E MOX  
PORTA SINGOLA SINGLE DOOR  
Assieme - Overall drawing

eta

7.69.01.12.32.08.01

REV A