


RELÈ ALLO STATO SOLIDO TRIFASE SERIE SC3-12D SERIES SC3-12D 3 PHASE SOLID STATE RELAYS



UL US

- * Commutazione zero crossing o istantanea
- * Corrente nominale 3X10A,16A,25A,40A,50A,75A e 90A
- * Tensione uscita 50-480VAC
- * Tensione ingresso 4-32 VDC o 90-280VAC
- * Isolamento ingresso uscita 2500V

- * Zero crossing switching - random switching
- * Rated operational current 3X10A,16A,25A,40A,50A,75A and 90A
- * Output voltage 50-480VAC
- * Control voltage range 4-32 VDC or 90-280VAC
- * 2500V input-output insulation

TABELLA SELEZIONE RELÈ - RELAY SELECTION TABLE

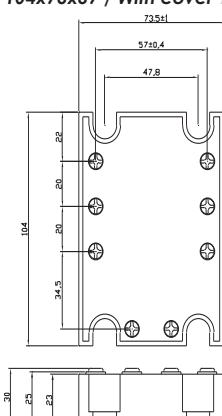
Tensione di linea Line voltage	Tensione ingresso Control voltage range	10A	16A	25A	40A	50A	75A	90A
50-480 VAC	4-32VDC	SC3-12D10480A	SC3-12D16480A	SC3-12D25480A	SC3-12D40480A	SC3-12D50480A	SC3-12D75480A	SC3-12D90480A
50-480 VAC	90-280VAC	SC3-12D10480C	SC3-12D16480C	SC3-12D25480C	SC3-12D40480C	SC3-12D50480C	SC3-12D75480C	SC3-12D90480C

PS.: Aggiungere la lettera 'K' per commutazione istantanea / Add 'K' for Random Turn-on Ex.: SC3-12D25480A-K

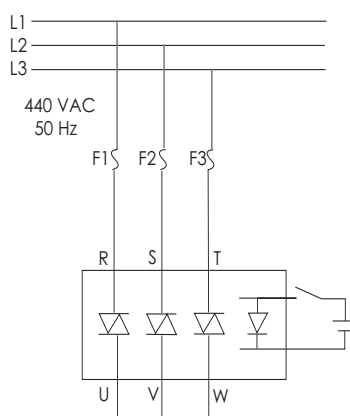
DATI TECNICI INGRESSO / INPUT TECHNICAL DATA

Parametri Parameter	Unità Unit	SC3-12D10480A	SC3-12D16480A	SC3-12D25480A	SC3-12D40480A	SC3-12D50480A	SC3-12D75480A	SC3-12D90480A
Tensione ingresso Control Volt Range	Vdc	4-32	4-32	4-32	4-32	4-32	4-32	4-32
Corrente ingresso Control Curr Range	m A	20-40	20-40	20-40	20-40	20-40	20-40	20-40
Tensione innesco Pick-Up Voltage	Vdc	4.0	4.0	4.0	4.0	4.0	4.0	4.0
Tensione disinnesco Drop-Out Voltage	Vdc	1.0	1.0	1.0	1.0	1.0	1.0	1.0
Resistenza ingresso Input Resistance		Current Regulator	Current Regulator	Current Regulator	Current Regulator	Current Regulator	Current Regulator	Current Regulator
Parametri Parameter	Unità Unit	SC3-12D10480C	SC3-12D16480C	SC3-12D25480C	SC3-12D40480C	SC3-12D50480C	SC3-12D75480C	SC3-12D90480C
Tensione ingresso Control Volt Range	Vac	90-280	90-280	90-280	90-280	90-280	90-280	90-280
Corrente ingresso Control Curr Range	m A	8-80	8-80	8-80	8-80	8-80	8-80	8-80
Tensione innesco Pick-Up Voltage	Vac	90	90	90	90	90	90	90
Tensione disinnesco Drop-Out Voltage	Vac	45	45	45	45	45	45	45
Resistenza ingresso Input Resistance	Kohm	13.0(Typ)	13.0(Typ)	13.0(Typ)	13.0(Typ)	13.0(Typ)	13.0(Typ)	13.0(Typ)

**Dimensioni in mm / Dimensions in mm
Con cover 104x73x37 / With cover 104x73x37**



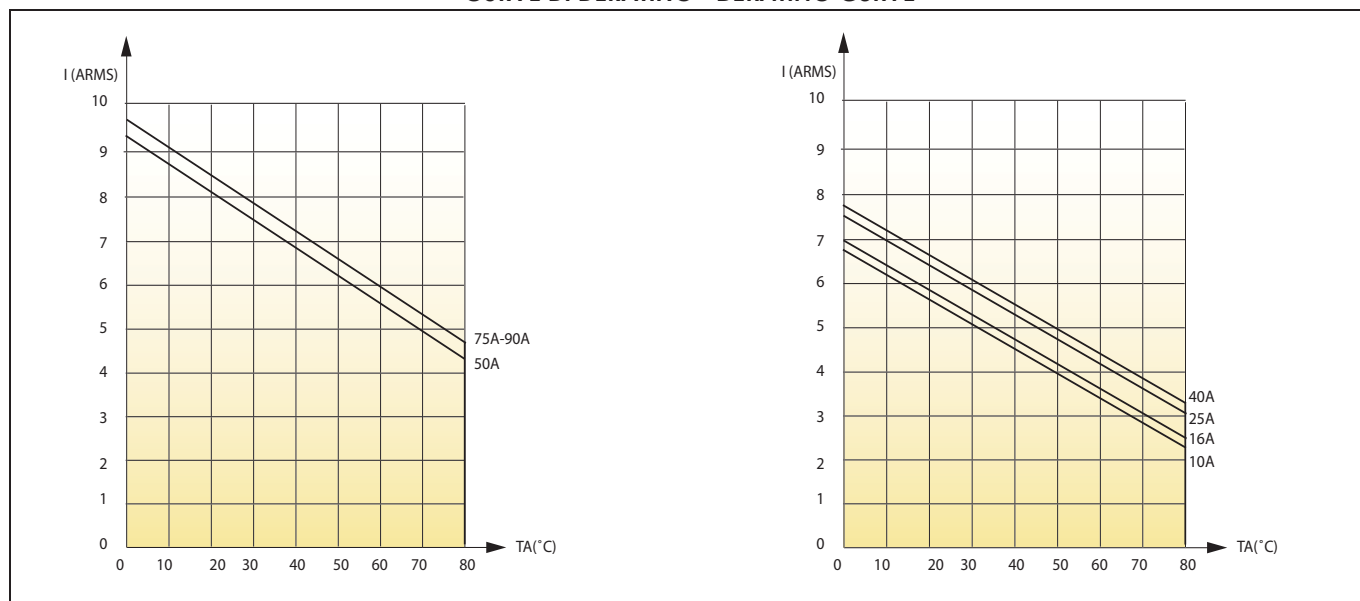
**Schema di collegamento
Wiring diagram**



DATI TECNICI USCITA/ OUTPUT TECHNICAL DATA

Parametri Parameter	Simboli Symbol	Unità Unit	Modelli Model						
			10	16	25	40	50	75	90
Rms On State Current	I_T	A	10	16	25	40	50	75	90
Campo tensione di carico Load Voltage range	V_{rms}	Vac	50-480	50-480	50-480	50-480	50-480	50-480	50-480
Picco ripetitivo allo stato di Off Ripetitive Peak Off State Voltage	V_{rms}	Vpk	800 ~ 1200	800 ~ 1200	800 ~ 1200	800 ~ 1200	800 ~ 1200	800 ~ 1200	800 ~ 1200
Perdita di corrente allo Stato di Off Off State Leakage Current	I_{drm}	mA	10	10	10	10	10	10	10
Caduta tensione uscita Output Voltage Drop	V_{TM}	Vac	1.6	1.6	1.85	1.85	2	2	2
Corrente di spunto non ripetitiva Non repetitive surge peak on state current	I_{TSM} T=20mS	A	100	160	250	350	500	1150	1150
Corrente minima di funzionamento Minimum working current	I_H	Ac input mA	250	250	250	250	250	300	300
		Dc input mA	150	150	250	250	250	300	300
Tempo critico salita tensione allo stato di off Critical Rate of Rise of Off State Voltage	dv/dt	V/ μ s	200	200	250	250	1000	1000	1000
Tempo innesco Turn-On Time	T-On	Ac input ms	40	40	40	40	40	40	40
		Dc input ms	10	10	10	10	10	10	10
Tempo Disinnesco Turn-Off Time	T-Off	Ac input ms	80	80	80	80	80	80	80
		Dc input ms	10	10	10	10	10	10	10
Temperatura di funzionamento Operating Temperature	T Oper	°C	- 30 to + 80	- 30 to + 80	- 30 to + 80	- 30 to + 80	- 30 to + 80	- 30 to + 80	- 30 to + 80
I^2t per la scelta del fusibile I^2t Rating	I^2_T	A ² S	50	120	260	610	1250	5000	5000

CURVE DI DERATING - DERATING CURVE



ACCESSORI - ACCESSORIES

ACCESSORI - ACCESSORIES FOR SOLID STATE RELAYS pag. 55

VARISTORI (MOV) - METAL OXIDE VARISTORS (MOV.) pag. 55

DISSIPATORI - HEAT SINK pag. 55